

Company No: 200401032872 (671380-H)

**CIMB Islamic Bank Berhad**

(Incorporated in Malaysia)

**Reports and Financial Statements  
for the financial year ended 31 December 2019**

## **Reports and Financial Statements for the financial year ended 31 December 2019**

### **Contents**

	<b>Page(s)</b>
<b>Directors' Report</b>	<b>2 – 13</b>
<b>Statement by Directors</b>	<b>14</b>
<b>Statutory Declaration</b>	<b>15</b>
<b>Board Shariah Committee's Report</b>	<b>16 – 19</b>
<b>Independent Auditors' Report</b>	<b>20 – 23</b>
<b>Statements of Financial Position</b>	<b>24 – 25</b>
<b>Statements of Income</b>	<b>26</b>
<b>Statements of Comprehensive Income</b>	<b>26</b>
<b>Statements of Changes in Equity</b>	<b>27 – 30</b>
<b>Statements of Cash Flows</b>	<b>31 – 34</b>
<b>Summary of Significant Accounting Policies</b>	<b>35 – 72</b>
<b>Notes to the Financial Statements</b>	<b>73 – 268</b>

# **CIMB Islamic Bank Berhad**

(Incorporated in Malaysia)

## **Directors' Report for the financial year ended 31 December 2019**

The Directors have pleasure in submitting their Report and the Audited Financial Statements of the Group and CIMB Islamic Bank Berhad ("CIMB Islamic" or "the Bank") for the financial year ended 31 December 2019.

### **Principal activities**

The principal activities of the Bank during the financial year are Islamic banking and finance business and the provision of related financial services. The principal activities of the subsidiaries as set out in Note 14 to the Financial Statements, consist of Islamic nominees services. There was no significant change in the nature of these activities during the financial year.

### **Financial results**

	<b>The Group RM'000</b>	<b>The Bank RM'000</b>
Profit after taxation and zakat	<b><u>788,010</u></b>	<b><u>788,197</u></b>

### **Dividend**

No dividends have been paid or declared by the Group and the Bank since the financial year ended 31 December 2018.

The Directors do not recommend the payment of any dividend for the financial year ended 31 December 2019.

### **Reserves, provisions and allowances**

There were no material transfers to or from reserves or provisions or allowances during the financial year other than those disclosed in the Financial Statements and notes to the Financial Statements.

## **CIMB Islamic Bank Berhad**

(Incorporated in Malaysia)

### **Directors' Report for the financial year ended 31 December 2019 (Continued)**

#### **Bad and doubtful financing**

Before the Financial Statements of the Group and of the Bank were prepared, the Directors took reasonable steps to ascertain that proper action had been taken in relation to the writing off of bad financing and the making of allowance for doubtful financing and satisfied themselves that all known bad financing had been written off and that adequate allowance had been made for doubtful financing.

At the date of this Report, the Directors are not aware of any circumstances which would render the amounts written off for bad financing, or the amount of the allowance for doubtful financing in the Financial Statements of the Group and of the Bank, inadequate to any substantial extent.

#### **Current assets**

Before the Financial Statements of the Group and of the Bank were prepared, the Directors took reasonable steps to ascertain that any current assets, other than financing, which were unlikely to realise in the ordinary course of business, including the values of current assets as shown in the accounting records of the Group and of the Bank had been written down to an amount which the current assets might be expected so to realise.

At the date of this Report, the Directors are not aware of any circumstances which would render the values attributed to current assets in the Financial Statements of the Group and of the Bank misleading.

#### **Valuation methods**

At the date of this Report, the Directors are not aware of any circumstances which have arisen which render adherence to the existing method of valuation of assets or liabilities of the Group and of the Bank misleading or inappropriate.

## **CIMB Islamic Bank Berhad**

(Incorporated in Malaysia)

### **Directors' Report for the financial year ended 31 December 2019 (Continued)**

#### **Contingent and other liabilities**

At the date of this Report, there does not exist:

- (a) any charge on the assets of the Group or the Bank which has arisen since the end of the financial year which secures the liability of any other person; or
- (b) any contingent liability of the Group or the Bank which has arisen since the end of the financial year other than in the ordinary course of banking business.

No contingent or other liability in the Group or the Bank has become enforceable or is likely to become enforceable within the period of twelve months after the end of the financial year which, in the opinion of the Directors, will or may substantially affect the ability of the Bank and its subsidiaries to meet their obligations when they fall due.

#### **Change of circumstances**

At the date of this Report, the Directors are not aware of any circumstances not otherwise dealt with in this Report or the Financial Statements of the Group and of the Bank, that would render any amount stated in the Financial Statements misleading.

#### **Items of an unusual nature**

In the opinion of the Directors:

- (a) the results of the Group's and the Bank's operations for the financial year have not been substantially affected by any item, transaction or event of a material and unusual nature other than those disclosed in Note 51(i) to the Financial Statements; and
- (b) there has not arisen in the interval between the end of the financial year and the date of this Report any item, transaction or event of a material and unusual nature likely to affect substantially the results of the operations of the Group or the Bank for the financial year in which this Report is made other than those disclosed in Note 51(ii) to the Financial Statements.

# **CIMB Islamic Bank Berhad**

(Incorporated in Malaysia)

## **Directors' Report for the financial year ended 31 December 2019 (Continued)**

### **Directors**

The Directors of the Bank who have held office during the financial year and during the period from the end of the financial year to the date of the Report are:

Dato' Mohamed Ross bin Mohd Din  
Rosnah binti Dato' Kamarul Zaman  
Ahmed Baqar Rehman  
Ho Yuet Mee  
Jalalullail Othman  
Ahmad Shahrman bin Mohd Shariff (appointed on 1 October 2019)  
Mohamed Rafe bin Mohamed Haneef (resigned on 1 October 2019)

In accordance with Article 75 of the Bank's Constitution, Ahmad Shahrman bin Mohd Shariff shall retire from the Board at the forthcoming Annual General Meeting and being eligible, offer himself for re-election.

In accordance with Article 88-89 of the Bank's Constitution, Dato' Mohamed Ross bin Mohd Din shall retire from the Board at the forthcoming Annual General Meeting and being eligible, offer himself for re-election.

## **CIMB Islamic Bank Berhad**

(Incorporated in Malaysia)

### **Directors' Report for the financial year ended 31 December 2019 (Continued)**

#### **Directors' interests in shares and share options**

According to the Register of Directors' Shareholdings required to be kept under Section 59 of the Companies Act 2016, there are no beneficial interests of Directors who held office at the end of the financial year in the shares and share options of the immediate holding company, the ultimate holding company and the its related corporation during the financial year.

#### **Directors' benefits**

Since the end of the previous financial year, no Director of the Bank has received or become entitled to receive any benefit (other than the benefit included in the aggregate amount of emoluments received or due and receivable by Directors shown in Note 43 to the Financial Statements or the fixed salary as a full time employees of the Bank) by reason of a contract made by the Bank or a related corporation with the Director or with a firm of which the Director is a member or with a company in which the Director has a substantial financial interest.

Neither at the end of the financial year, nor at any time during the financial year, did there subsist any other arrangements to which the Bank is a party with the object or objects of enabling Directors of the Bank to acquire benefits by means of the acquisition of shares in, or debentures of, the Bank or any other body corporate other than Equity Ownership Plan ("EOP") of the ultimate holding company (shown in Note 46 to the Financial Statements).

# **CIMB Islamic Bank Berhad**

(Incorporated in Malaysia)

## **Directors' Report for the financial year ended 31 December 2019 (Continued)**

### **Subsidiaries**

(a) Details of subsidiaries

Details of subsidiaries are as set out in Note 14 to the Financial Statements.

(b) Subsidiaries' holding of shares in other related corporations

Details of subsidiaries' holding of shares in other related corporations are as set out in Note 14 to the Financial Statements.

### **Auditors' Remuneration**

Details of auditors' remuneration are as set out in Note 42 to the Financial Statements.



## **CIMB Islamic Bank Berhad**

(Incorporated in Malaysia)

### **Directors' Report for the financial year ended 31 December 2019 (Continued)**

#### **2019 Business Plan and Strategy**

CIMB Islamic Bank Berhad continues to perform well despite a year underpinned by familiar themes of a slower economy, weakening currency, increased competition and margin compression primarily due to rate cuts. The Bank's core focus areas in 2019 were on augmenting digital and big data analytical capabilities, expanding digital banking services, attracting current and saving accounts ("CASA") and deposits, high growth segments, enhancing productivity through process re-engineering and automation, and customer experience.

The Bank continued to share best practices, harmonise & align frameworks & processes, and encourage transaction offloads to alternate channels & maintain expense discipline. It intensified digital delivery via digital sales enablement and expanded key partnerships with strategic partners to make available new value-added products for customers. In 2019, there was an increase in overheads due to the implementation of service level agreements between the Bank and the other two key entities within CIMB in Malaysia. The service level agreements will drive better financial governance amongst all the entities concerned.

The Bank's performance for the year was driven by the successful expansion of the Islamic First strategy, evidenced by healthy 14% and 12% YoY growth in customer funding and financing, respectively. Our SME financing saw a massive 78% YoY growth, contributed by the Bank's continued and on-going push for the SME and halal sectors.

#### **Outlook for 2020**

The Bank continues to maintain a cautious stance for 2020 in view of sustained global economic headwinds, trade tensions, threat from the Covid-19 outbreak as well as potential Overnight Policy Rate cuts. The Bank will sustain its prudent balance sheet growth momentum, and will continue to drive the digital agenda. The focus for 2020 includes creating an enabling environment for SMEs particularly within the green space, facilitating access to sustainability practices and solutions as well as supporting clients within the global halal economic sectors.

# CIMB Islamic Bank Berhad

(Incorporated in Malaysia)

## Directors' Report for the financial year ended 31 December 2019 (Continued)

### Rating by External Rating Agencies

Details of the ratings of the Bank and its debt securities are as follows:

Rating Agency	Rating Date	Rating Classification	Rating Accorded	Outlook
Malaysian Rating Corporation Berhad ("MARC")	November 2019	1. Long-term Financial Institution Rating 2. Short-term Financial Institution Rating 3. RM10.0 bil senior Sukuk Wakalah Programme 4. RM5.0 bil Tier 2 Junior Sukuk Programme (Proposed Junior Sukuk)	AAA MARC-1 AAA <sub>IS</sub> AA+ <sub>IS</sub>	Stable
RAM Rating Services Berhad ("RAM")	August 2019	1. Long-term Financial Institution Rating 2. Short-term Financial Institution Rating 3. RM10.0 bil senior Sukuk Wakalah Programme	AAA P1 AAA	Stable
Moody's Investors Service ("Moody's")	September 2019	1. Long-term Foreign Currency Bank Deposits Rating 2. Short-term Foreign Currency Bank Deposits Rating 3. Long-term Domestic Currency Bank Deposits Rating 4. Short-term Domestic Currency Bank Deposits Rating	A3 P-2 A3 P-2	Stable

## **CIMB Islamic Bank Berhad**

(Incorporated in Malaysia)

### **Directors' Report for the financial year ended 31 December 2019 (Continued)**

#### **Board Shariah Committee**

Pursuant to the enterprise wide Shariah Governance Framework as provided by Bank Negara Malaysia in its Guideline on Shariah Governance for Islamic Financial Institutions and the Islamic Financial Services Act, 2013, the Board of Directors ("the Board") is ultimately responsible and accountable for the oversight and management of Shariah matters in the Bank's operation as well as the operations of its subsidiaries that it has management control. In undertaking its duties and responsibilities relating to Shariah, the Board relies on the advice of the Board Shariah Committee of CIMB Group as established under the Bank.

The main responsibility of the Board Shariah Committee is to assist the Board in the oversight and management of all Shariah matters relating to the Islamic banking and finance business of the Bank and its subsidiaries that it has management control. The Board Shariah Committee operates on the authority as delegated and empowered to it by the Board and as attributed to it under relevant financial regulations and legislations.

All decisions by the Board on Shariah matters relating to its business shall be made based on the decisions, views and opinions of the Board Shariah Committee. If the Board disagrees with any decisions, views, and opinions of the Board Shariah Committee on any Shariah matter, the former shall refer back the matter to the latter for a second or third review before final decision is made. All and any final decision of the Board on Shariah matter shall be made based on the final decisions, views and opinions of the Board Shariah Committee. All decisions of the Board and the Board Shariah Committee on Shariah matters shall at all times be subordinated to the decision of the Shariah Advisory Council of the relevant Malaysian financial regulators and shall take into consideration the relevant authority on Shariah matters in the relevant jurisdiction it is doing business.

The Board Shariah Committee shall at all times assist the Board to ensure that the Group's Islamic banking and finance business does not have elements/activities which are not permissible under Shariah.

The members of the Board Shariah Committee are as follows:

1. Dr. Nedham Yaqoobi
2. Dr. Shafaai bin Musa
3. Professor Dr. Yousef Abdullah Al Shubaily
4. Associate Professor Dr. Aishath Muneeza
5. Ahmed Baqar Rehman (appointed on 1 June 2019)
6. Dr. Ahmad Sufian Che Abdullah (appointed on 1 November 2019)
7. Professor Dr. Mohammad Hashim Kamali (contract of appointment expired on 13 June 2019)

## **CIMB Islamic Bank Berhad**

(Incorporated in Malaysia)

### **Directors' Report for the financial year ended 31 December 2019 (Continued)**

#### **Board Shariah Committee (Continued)**

The Board hereby affirms based on advice of the Board Shariah Committee that the operation of the Bank and its subsidiaries that it has management control has been done in a manner that does not contradict with Shariah save and except for those that have been specifically disclosed in this financial report (if any). This affirmation by the Board is independently verified and confirmed by the Board Shariah Committee in a separate Board Shariah Committee Report made herein.

#### **Zakat obligations**

The Bank pays business zakat by adopting the Adjusted Growth Method to state zakat authorities in line with the methodology approved by Board Shariah Committee. However, the amount payable by the Bank is at the discretion of the Management and it is the shareholder's responsibility to ensure that their own zakat obligations are fulfilled in relation to their ownership of the share.

The obligation and responsibility for specific payment of zakat on depositors fund lies with its Muslim customers only. The aforesaid is subject to the jurisdictional requirements on zakat payment as may be applicable from time to time on the Bank and its subsidiaries arising from changes to local legislation, regulation, law or market convention as the case may be. Accrual of zakat expenses (if any) in the Financial Statement of the Bank is reflective of this.

#### **Significant events during the financial year**

Significant events during the financial year are disclosed in Note 51(i) to the Financial Statements.

#### **Subsequent events after the financial year**

Significant events after the financial year are disclosed in Note 51(ii) to the Financial Statements.

## **CIMB Islamic Bank Berhad**

(Incorporated in Malaysia)

### **Directors' Report for the financial year ended 31 December 2019 (Continued)**

#### **Statement of Directors' Responsibility**

In preparing the Financial Statements, the Directors have ensured that the Malaysian Financial Reporting Standards, International Financial Reporting Standards, and the requirements of the Companies Act 2016 have been complied with and reasonable and prudent judgements and estimates have been made.

It is the responsibility of the Directors to ensure that the Financial Statements of the Group and the Bank present a true and fair view of the financial position of the Group and the Bank as at 31 December 2019 and financial performance of the Group and the Bank for the financial year ended 31 December 2019.

The Financial Statements are prepared on a going concern basis and the Directors have ensured that proper accounting records are kept so as to enable the preparation of the Financial Statements with reasonable accuracy.

The Directors have also overall responsibilities for taking such steps as are reasonably open to them to safeguard the assets of the Group and the Bank and for the implementation and continued operation of adequate accounting and internal control systems for the prevention and detection of fraud and other irregularities. The system of internal controls is designed to provide reasonable and not absolute assurance for achieving certain internal control standards and helps the Group and the Bank manage the risk of failure to achieve business.

The Statement by Directors pursuant to Section 251(2) of the Companies Act 2016 is set out on page 14 of the Financial Statements.

#### **Ultimate holding company**

The Directors regard CIMB Group Holdings Berhad, a quoted company incorporated in Malaysia, as the Bank's ultimate holding company.

## **CIMB Islamic Bank Berhad**

(Incorporated in Malaysia)

### **Directors' Report for the financial year ended 31 December 2019 (Continued)**


#### **Statement of Directors' Responsibility (Continued)**

##### **Auditors**

The auditors, PricewaterhouseCoopers PLT (LLP0014401-LCA & AF 1146), have expressed their willingness to continue in office.

This report was approved by the Board of Directors on 9 March 2020.

Signed on behalf of the Board of Directors



**Dato' Mohamed Ross bin Mohd Din**  
Director



**Ahmad Shahrman bin Mohd Shariff**  
Director

Kuala Lumpur  
9 March 2020

**CIMB Islamic Bank Berhad**  
(Incorporated in Malaysia)

**Statement by Directors**  
**Pursuant to Section 251(2) of the Companies Act 2016**

We, Dato' Mohamed Ross bin Mohd Din and Ahmad Shahrman bin Mohd Shariff, being two of the Directors of CIMB Islamic Bank Berhad, state that, in the opinion of the Directors, the Financial Statements set out on pages 24 to 268 are drawn up so as to give a true and fair view of the financial position of the Group and of the Bank as at 31 December 2019 and financial performance of the Group and of the Bank for the financial year ended 31 December 2019, in accordance with Malaysian Financial Reporting Standards, International Financial Reporting Standards, and the requirements of the Companies Act 2016 in Malaysia.

Signed on behalf of the Board of Directors in accordance with their resolution.



**Dato' Mohamed Ross bin Mohd Din**  
Director



**Ahmad Shahrman bin Mohd Shariff**  
Director

Kuala Lumpur  
9 March 2020

**CIMB Islamic Bank Berhad**  
(Incorporated in Malaysia)

**Statutory Declaration**  
**Pursuant to Section 251(1) of the Companies Act 2016**


I, Wong Siew Fern, being the person primarily responsible for the financial management of CIMB Islamic Bank Berhad, do solemnly and sincerely declare the Financial Statements set out on pages 24 to 268 are, to the best of my knowledge and belief, correct and I make this solemn declaration conscientiously believing the same to be true and by virtue of the provisions of the Statutory Declarations Act, 1960.



**Wong Siew Fern**

Subscribed and solemnly declared by the above named Wong Siew Fern at Kuala Lumpur before me, on 9 March 2020.

Commissioner for Oaths



205, Bangunan Loke Yew  
4, Jin Mahkamah Persekutuan  
50050 Kuala Lumpur (W.P.)



## **CIMB Islamic Bank Berhad**

(Incorporated in Malaysia)

### **Board Shariah Committee's Report**

In the name of Allah, the Most Beneficent, the Most Merciful.

We, the members of the CIMB Group Board Shariah Committee as established under the Bank, are responsible to assist the Board in the oversight and management of Shariah matters in the operation of the Bank. Although the Board is ultimately responsible and accountable for all Shariah matters under the Bank, the Board relies on our independent advice on the same.

Our main responsibility and accountability is to assist the Board in ensuring that the Bank's business does not have elements/activities which are not permissible under Shariah. In undertaking our duties we shall follow and adhere to the decisions, views and opinions of the Shariah Advisory Council of the relevant Malaysian financial regulators for businesses undertaken in Malaysia and for businesses outside Malaysia we shall take into consideration the decisions, views and opinions of the relevant authority on Shariah matters (if any, sanctioned by law/regulation to be followed by the Bank) in the relevant jurisdiction that the Bank is doing business.

As members of the Board Shariah Committee, we are responsible to provide an independent assessment and confirmation in this financial report that the operations of the Bank has been done in conformity with Shariah as has been decided and opined by us and with those Notices, Rules, Standards, Guidelines and Frameworks on Shariah matters as announced and implemented by Malaysian regulators and where relevant by the financial regulators in the relevant jurisdictions that the Bank's businesses were undertaken during the period being reported.

Our independent assessment and confirmation has been used as the basis for the Board's affirmation of the same in the Director's Report herein before.

In making our independent assessment and confirmation, we have always recognised the importance of the Bank maintaining and reinforcing the highest possible standards of conduct in all of its actions, including the preparation and dissemination of statements presenting fairly the Shariah compliant status of its businesses.

## **CIMB Islamic Bank Berhad**

(Incorporated in Malaysia)

### **Board Shariah Committee's Report (Continued)**

In this regard sufficient internal controls are in place to ensure that any new Islamic financial transaction is properly authorised; the Bank's assets and liabilities under its statements of financial position are safeguarded against possible Shariah non-compliance; and that the day to day conduct of its operations does not contradict Shariah principles.

In addition to the necessary policies and procedures the Bank has a well-defined division of responsibility and guidelines of business conduct to all staff.

Effective Shariah governance is supported by professional staff of Shariah researchers as well as the advisory and consultancy function that supports us in our decision and deliberations, providing check and balance for all Shariah matters as presented to us by the Management. CIMB Group Shariah Review Policy and Procedures were established to set out policies for Shariah review function encompassing regular examination and evaluation of the Bank's level of compliance to the Shariah requirements, remedial rectification measures to resolve non-compliances and control mechanisms to avoid recurrences. In addition, the Shariah Review Procedures sets out the procedures for Shariah review execution, responsibilities of stakeholders and internal reporting process relating to Shariah non-compliance events, in line with BNM's requirements.

In ensuring that the activities and operations of CIMB Group are Shariah-compliant, Shariah Review conducts post review of CIMB Group's activities and operations in accordance with the annual Shariah review work plan approved by us and the respective Boards of Directors of CIMB Group. Additionally, Shariah Review conducts investigations on issues escalated by the stakeholders and performs ad-hoc review as required from time to time by us and the regulators. As for effective risk management and control, the Group adopted the strategic implementation of tiered model i.e. Three Lines of Risk Defense in governing and managing Shariah Non-Compliant risk. Lastly, there is also a team of internal auditors who conduct periodic Shariah audits of all the Bank's operations on a scheduled and periodic basis.

All in all, the Management of the Bank is responsible and accountable to the Board to ensure that the businesses of the Bank are done in accordance with the requirement of Shariah. It is our responsibility to form an independent opinion of the state of Shariah compliancy of the business and its operations and advise the Board accordingly. Based on the internal controls that have been put in place by the Management, in our opinion, to the best of our knowledge, the Bank has complied with the Shariah rulings issued by the Shariah Advisory Council of Bank Negara Malaysia and by all other financial regulators (where relevant), as well as Shariah decisions made by us, except for the following incident of Shariah non-compliance event within the Bank:

- i) Shariah Non-Compliance reward was offered to the customers pursuant to a marketing campaign

## **CIMB Islamic Bank Berhad**

(Incorporated in Malaysia)

### **Board Shariah Committee's Report (Continued)**

In our opinion:

1. The contracts, transactions and dealings entered into by the Bank during the financial year ended 31 December 2019 that were presented to us were done in compliance with Shariah;
2. The allocation of profit and charging of losses relating to investment accounts conformed to the basis that were approved by us in accordance with Shariah;
3. There were no earnings that were realised from sources or by means prohibited by Shariah have been considered for disposal to charitable causes; and
4. The zakat calculation is in compliance with Shariah principles.

We have assessed the independent work carried out for Shariah review and Shariah audit functions by the relevant functionaries under the established system of internal control, which included the examination, on a test basis, of each type of transaction, of relevant documentation and procedures adopted by the Bank. We are satisfied that the Management has planned and performed the necessary review and audit so as to obtain all the information and explanations which are considered necessary to provide us with sufficient evidence to give reasonable assurance that the Bank has not violated Shariah.

## **CIMB Islamic Bank Berhad**

(Incorporated in Malaysia)

### **Board Shariah Committee's Report (Continued)**

We, the members of the Board Shariah Committee, are of the opinion that the operations of the Bank for the financial year ended 31 December 2019 were conducted in conformity with Shariah except for what has been disclosed.

On behalf of the Board Shariah Committee.



**Dr. Shafaai bin Musa**  
Chairman



**Associate Professor Dr. Aishath Muneeza**  
Member

Kuala Lumpur  
9 March 2020



INDEPENDENT AUDITORS' REPORT  
TO THE MEMBER OF CIMB ISLAMIC BANK BERHAD  
(Incorporated in Malaysia)  
(Company No. 200401032872 (671380-H))

REPORT ON THE AUDIT OF THE FINANCIAL STATEMENTS

Our opinion

In our opinion, the financial statements of CIMB Islamic Bank Berhad (“the Bank”) and its subsidiaries (“the Group”) give a true and fair view of the financial position of the Group and of the Bank as at 31 December 2019, and of their financial performance and their cash flows for the financial year then ended in accordance with Malaysian Financial Reporting Standards, International Financial Reporting Standards and the requirements of the Companies Act, 2016 in Malaysia.

What we have audited

We have audited the financial statements of the Group and of the Bank, which comprise the statements of financial position as at 31 December 2019 of the Group and of the Bank, and the statements of income, statements of comprehensive income, statements of changes in equity and statements of cash flows of the Group and of the Bank for the financial year then ended, and notes to the financial statements, including a summary of significant accounting policies, as set out on pages 24 to 264.

Basis for opinion

We conducted our audit in accordance with approved standards on auditing in Malaysia and International Standards on Auditing. Our responsibilities under those standards are further described in the “Auditors’ responsibilities for the audit of the financial statements” section of our report.

We believe that the audit evidence we have obtained is sufficient and appropriate to provide a basis for our opinion.

Independence and other ethical responsibilities

We are independent of the Group and of the Bank in accordance with the By-Laws (on Professional Ethics, Conduct and Practice) of the Malaysian Institute of Accountants (“By-Laws”) and the International Ethics Standards Board for Accountants’ Code of Ethics for Professional Accountants (“IESBA Code”), and we have fulfilled our other ethical responsibilities in accordance with the By-Laws and the IESBA Code.



INDEPENDENT AUDITORS' REPORT  
TO THE MEMBER OF CIMB ISLAMIC BANK BERHAD (CONTINUED)  
(Incorporated in Malaysia)  
(Company No. 200401032872 (671380-H))

REPORT ON THE AUDIT OF THE FINANCIAL STATEMENTS (CONTINUED)

Information other than the financial statements and auditors' report thereon

The Directors of the Bank are responsible for the other information. The other information comprises the Directors' Report and Board Shariah Committee's Report, but does not include the financial statements of the Group and of the Bank and our auditors' report thereon.

Our opinion on the financial statements of the Group and of the Bank does not cover the other information and we do not express any form of assurance conclusion thereon.

In connection with our audit of the financial statements of the Group and of the Bank, our responsibility is to read the other information and, in doing so, consider whether the other information is materially inconsistent with the financial statements of the Group and of the Bank or our knowledge obtained in the audit or otherwise appears to be materially misstated.

If, based on the work we have performed, we conclude that there is a material misstatement of this other information, we are required to report that fact. We have nothing to report in this regard.

Responsibilities of the Directors for the financial statements

The Directors of the Bank are responsible for the preparation of the financial statements of the Group and of the Bank that give a true and fair view in accordance with Malaysian Financial Reporting Standards, International Financial Reporting Standards and the requirements of the Companies Act, 2016 in Malaysia. The Directors are also responsible for such internal control as the Directors determine is necessary to enable the preparation of financial statements of the Group and of the Bank that are free from material misstatement, whether due to fraud or error.

In preparing the financial statements of the Group and of the Bank, the Directors are responsible for assessing the Group's and the Bank's ability to continue as a going concern, disclosing, as applicable, matters related to going concern and using the going concern basis of accounting unless the Directors either intend to liquidate the Group or the Bank or to cease operations, or have no realistic alternative but to do so.





INDEPENDENT AUDITORS' REPORT  
TO THE MEMBER OF CIMB ISLAMIC BANK BERHAD (CONTINUED)  
(Incorporated in Malaysia)  
(Company No. 200401032872 (671380-H))

REPORT ON THE AUDIT OF THE FINANCIAL STATEMENTS (CONTINUED)

Auditors' responsibilities for the audit of the financial statements

Our objectives are to obtain reasonable assurance about whether the financial statements of the Group and of the Bank as a whole are free from material misstatement, whether due to fraud or error, and to issue an auditors' report that includes our opinion. Reasonable assurance is a high level of assurance, but is not a guarantee that an audit conducted in accordance with approved standards on auditing in Malaysia and International Standards on Auditing will always detect a material misstatement when it exists. Misstatements can arise from fraud or error and are considered material if, individually or in the aggregate, they could reasonably be expected to influence the economic decisions of users taken on the basis of these financial statements.

As part of an audit in accordance with approved standards on auditing in Malaysia and International Standards on Auditing, we exercise professional judgement and maintain professional scepticism throughout the audit. We also:

- (a) Identify and assess the risks of material misstatement of the financial statements of the Group and of the Bank, whether due to fraud or error, design and perform audit procedures responsive to those risks, and obtain audit evidence that is sufficient and appropriate to provide a basis for our opinion. The risk of not detecting a material misstatement resulting from fraud is higher than for one resulting from error, as fraud may involve collusion, forgery, intentional omissions, misrepresentations, or the override of internal control.
- (b) Obtain an understanding of internal control relevant to the audit in order to design audit procedures that are appropriate in the circumstances, but not for the purpose of expressing an opinion on the effectiveness of the Group's and of the Bank's internal control.
- (c) Evaluate the appropriateness of accounting policies used and the reasonableness of accounting estimates and related disclosures made by the Directors.
- (d) Conclude on the appropriateness of the Directors' use of the going concern basis of accounting and, based on the audit evidence obtained, whether a material uncertainty exists related to events or conditions that may cast significant doubt on the Group's or on the Bank's ability to continue as a going concern. If we conclude that a material uncertainty exists, we are required to draw attention in our auditors' report to the related disclosures in the financial statements of the Group and of the Bank or, if such disclosures are inadequate, to modify our opinion. Our conclusions are based on the audit evidence obtained up to the date of our auditors' report. However, future events or conditions may cause the Group or the Bank to cease to continue as a going concern.



INDEPENDENT AUDITORS' REPORT  
TO THE MEMBER OF CIMB ISLAMIC BANK BERHAD (CONTINUED)  
(Incorporated in Malaysia)  
(Company No. 200401032872 (671380-H))

REPORT ON THE AUDIT OF THE FINANCIAL STATEMENTS (CONTINUED)

Auditors' responsibilities for the audit of the financial statements (continued)

- (e) Evaluate the overall presentation, structure and content of the financial statements of the Group and of the Bank, including the disclosures, and whether the financial statements of the Group and of the Bank represent the underlying transactions and events in a manner that achieves fair presentation.
- (f) Obtain sufficient appropriate audit evidence regarding the financial information of the entities or business activities within the Group to express an opinion on the financial statements of the Group. We are responsible for the direction, supervision and performance of the group audit. We remain solely responsible for our audit opinion.

We communicate with the Directors regarding, among other matters, the planned scope and timing of the audit and significant audit findings, including any significant deficiencies in internal control that we identify during our audit.

REPORT ON OTHER LEGAL AND REGULATORY REQUIREMENTS

In accordance with the requirements of the Companies Act, 2016 in Malaysia, we report that the subsidiary of which we have not acted as auditor, is disclosed in Note 14 to the financial statements.

OTHER MATTERS

This report is made solely to the member of the Bank, as a body, in accordance with Section 266 of the Companies Act, 2016 in Malaysia and for no other purpose. We do not assume responsibility to any other person for the content of this report.

PRICEWATERHOUSECOOPERS PLT  
LLP0014401-LCA & AF 1146  
Chartered Accountants

ONG CHING CHUAN  
02907/11/2021 J  
Chartered Accountant

Kuala Lumpur  
9 March 2020



# CIMB Islamic Bank Berhad

(Incorporated in Malaysia)

## Statements of Financial Position as at 31 December 2019

	Note	The Group		The Bank	
		2019 RM'000	2018 RM'000	2019 RM'000	2018 RM'000
<b>Assets</b>					
Cash and short-term funds	2	7,732,050	10,441,142	7,732,004	10,441,096
Deposits and placements with banks and other financial institutions	3	-	483,685	-	483,685
Financial investments at fair value through profit or loss	4	5,049,032	2,925,344	5,049,032	2,925,344
Debt instruments at fair value through other comprehensive income	5	3,616,346	2,756,547	3,616,346	2,756,547
Equity instruments at fair value through other comprehensive income	6	-	575	-	575
Debt instruments at amortised cost	7	8,082,696	6,544,723	8,082,696	6,544,723
Islamic derivative financial instruments	24(a)	473,486	564,384	473,486	564,384
Financing, advances and other financing/loans	8	79,014,254	70,618,727	79,014,254	70,618,727
Other assets	9	307,495	723,563	307,495	723,563
Deferred taxation	10	22,151	77,248	22,151	77,248
Amounts due from holding company and ultimate holding company	11	1	90,731	1	90,731
Amounts due from related companies	12	783	620	783	620
Statutory deposits with Bank Negara Malaysia	13	2,058,109	2,076,422	2,058,109	2,076,422
Investment in subsidiaries	14	-	-	11	11
Property, plant and equipment	15	3,519	2,756	3,519	2,756
Right-of-use assets	16	2,775	-	2,775	-
Intangible assets	17	64,507	71,536	64,507	71,536
Goodwill	18	136,000	136,000	136,000	136,000
<b>Total assets</b>		<b>106,563,204</b>	<b>97,514,003</b>	<b>106,563,169</b>	<b>97,513,968</b>
<b>Liabilities</b>					
Deposits from customers	19	85,232,327	75,931,556	85,582,423	76,216,744
Investment accounts of customers	20	3,448,964	1,769,270	3,448,964	1,769,270
Deposits and placements of banks and other financial institutions	21	2,280,870	2,083,580	2,280,870	2,083,580
Investment accounts due to designated financial institutions	22	5,021,974	8,216,809	5,021,974	8,216,809
Financial liabilities designated at fair value through profit or loss	23	95,499	21,918	95,499	21,918
Islamic derivative financial instruments	24(a)	489,685	598,975	489,685	598,975
Amounts due to holding company	11	38,859	-	38,859	-
Amounts due to related companies	12	11,241	50	11,241	50
Other liabilities	25	666,742	393,125	581,780	465,301
Lease liabilities	26	2,854	-	2,854	-
Provision for tax and zakat		48,508	95,443	48,508	95,443
Recourse obligation on loans and financing sold to Cagamas	27	1,510,390	1,915,503	1,510,390	1,915,503
Sukuk	28	266,222	358,265	-	-
Subordinated Sukuk	29	1,118,255	615,033	1,118,255	615,033
<b>Total liabilities</b>		<b>100,232,390</b>	<b>91,999,527</b>	<b>100,231,302</b>	<b>91,998,626</b>

**CIMB Islamic Bank Berhad**

(Incorporated in Malaysia)

**Statements of Financial Position  
as at 31 December 2019 (Continued)**

	Note	The Group		The Bank	
		2019	2018	2019	2018
		RM'000	RM'000	RM'000	RM'000
<b>Capital and reserves attributable to equity holder of the Bank</b>					
Perpetual preference shares	30	220,000	220,000	220,000	220,000
Ordinary share capital	31	1,000,000	1,000,000	1,000,000	1,000,000
Reserves	32	5,110,814	4,294,476	5,111,867	4,295,342
<b>Total equity</b>		<b>6,330,814</b>	<b>5,514,476</b>	<b>6,331,867</b>	<b>5,515,342</b>
<b>Total equity and liabilities</b>		<b>106,563,204</b>	<b>97,514,003</b>	<b>106,563,169</b>	<b>97,513,968</b>
Restricted Agency Investment Account (*)	33	6,231,742	6,230,998	6,231,742	6,230,998
<b>Total Islamic Banking asset</b>		<b>112,794,946</b>	<b>103,745,001</b>	<b>112,794,911</b>	<b>103,744,966</b>
Commitments and contingencies	24(b)	54,188,461	59,218,325	54,188,461	59,218,325
Net assets per ordinary share attributable to owners of the Parent (RM)		6.11	5.29	6.11	5.30

\* The disclosure is in accordance with the requirements of Bank Negara Malaysia's Guideline on Financial Reporting for Islamic Banking Institutions.

**CIMB Islamic Bank Berhad**

(Incorporated in Malaysia)

**Statements of Income  
for the financial year ended 31 December 2019**

		The Group		The Bank	
		2019	2018	2019	2018
	Note	RM'000	RM'000	RM'000	RM'000
Income derived from investment of depositors' funds and others	34	4,188,928	3,488,997	4,188,928	3,488,997
Income derived from investment of investment account	35	415,670	555,563	415,670	555,563
Income derived from investment of shareholder's funds	36	449,804	414,535	451,621	416,940
Expected credit losses on financing, advances and other financing/loans	37	(49,272)	(107,458)	(49,272)	(107,458)
Expected credit losses written back for commitments and contingencies	25	19,792	1,837	19,792	1,837
Other expected credit losses	38	(721)	(474)	(721)	(474)
Total distributable income		5,024,201	4,353,000	5,026,018	4,355,405
Income attributable to depositors and others	39	(2,643,481)	(2,275,874)	(2,645,254)	(2,278,329)
Profit distributed to investment account holder	40	(307,968)	(438,686)	(307,968)	(438,686)
Total net income		2,072,752	1,638,440	2,072,796	1,638,390
Personnel costs	41	(29,622)	(27,751)	(29,622)	(27,751)
Other overheads and expenditures	42	(930,699)	(577,466)	(930,556)	(577,259)
Profit before taxation and zakat		1,112,431	1,033,223	1,112,618	1,033,380
Taxation and zakat	44	(324,421)	(202,914)	(324,421)	(202,914)
Profit after taxation and zakat		788,010	830,309	788,197	830,466
Earnings per share (sen)					
- basic	45	78.80	83.03	78.82	83.05

**Statements of Comprehensive Income  
for the financial year ended 31 December 2019**

	The Group		The Bank	
	2019	2018	2019	2018
	RM'000	RM'000	RM'000	RM'000
Profit for the financial year	788,010	830,309	788,197	830,466
Other comprehensive income/(expense):				
<b>Items that will not reclassified to profit or loss</b>				
Fair value changes on financial liabilities designated at fair value attributable to own credit risk	(31)	-	(31)	-
<b>Items that may be reclassified subsequently to profit or loss</b>				
Debt instruments at fair value through other comprehensive income	28,090	6,684	28,090	6,684
- Net gain from change in fair value	127,424	15,531	127,424	15,531
- Realised gain transferred to statement of income on disposal	(91,425)	(7,456)	(91,425)	(7,456)
- Changes in expected credit losses	731	547	731	547
- Income tax effects	(8,640)	(1,938)	(8,640)	(1,938)
Total comprehensive income for the financial year	816,069	836,993	816,256	837,150

# CIMB Islamic Bank Berhad

(Incorporated in Malaysia)

## Statements of Changes in Equity for the financial year ended 31 December 2019

The Group	Non-distributable						Distributable				
	Ordinary share capital	Fair value reserve- debt instruments at fair value through other comprehensive income	Merger reserve	Capital reserve	Regulatory reserve	Own credit risk reserve	Share-based payment reserve	Retained profits	Total	Perpetual preference shares	Total Equity
	RM'000	RM'000	RM'000	RM'000	RM'000	RM'000	RM'000	RM'000	RM'000	RM'000	RM'000
At 1 January 2019	1,000,000	(5,251)	(2,457)	458	404,378	-	962	3,896,386	5,294,476	220,000	5,514,476
Profit for the financial year	-	-	-	-	-	-	-	788,010	788,010	-	788,010
Other comprehensive income/(expense) (net of tax)	-	28,090	-	-	-	(31)	-	-	28,059	-	28,059
- debt instruments at fair value through other comprehensive income	-	28,090	-	-	-	-	-	-	28,090	-	28,090
- fair value changes on financial liabilities designated at fair value attributable to own credit risk reserve	-	-	-	-	-	(31)	-	-	(31)	-	(31)
Total comprehensive income/(expense) for the financial year	-	28,090	-	-	-	(31)	-	788,010	816,069	-	816,069
Share-based payment expense	-	-	-	-	-	-	1,272	-	1,272	-	1,272
Shares released under Equity Ownership Plan	-	-	-	-	-	-	(1,003)	-	(1,003)	-	(1,003)
Total transactions with owners recognised directly in equity	-	-	-	-	-	-	269	-	269	-	269
Transfer to regulatory reserve	-	-	-	-	109,155	-	-	(109,155)	-	-	-
As at 31 December 2019	1,000,000	22,839	(2,457)	458	513,533	(31)	1,231	4,575,241	6,110,814	220,000	6,330,814

# CIMB Islamic Bank Berhad

(Incorporated in Malaysia)

## Statements of Changes in Equity for the financial year ended 31 December 2019 (Continued)

The Group	Non-distributable					Distributable				
	Ordinary share capital RM'000	Fair value reserve- debt instruments at fair value through other comprehensive income RM'000	Merger reserve RM'000	Capital reserve RM'000	Regulatory reserve RM'000	Share-based payment reserve RM'000	Retained profits RM'000	Total RM'000	Perpetual preference shares RM'000	Total Equity RM'000
At 1 January 2018	1,000,000	(11,935)	(2,457)	458	245,965	766	3,224,490	4,457,287	220,000	4,677,287
Profit for the financial year	-	-	-	-	-	-	830,309	830,309	-	830,309
Other comprehensive income (net of tax)	-	6,684	-	-	-	-	-	6,684	-	6,684
- debt instruments at fair value through other comprehensive income	-	6,684	-	-	-	-	-	6,684	-	6,684
Total comprehensive income for the financial year	-	6,684	-	-	-	-	830,309	836,993	-	836,993
Share-based payment expense	-	-	-	-	-	1,018	-	1,018	-	1,018
Shares released under Equity Ownership Plan	-	-	-	-	-	(822)	-	(822)	-	(822)
Total transactions with owners recognised directly in equity	-	-	-	-	-	196	-	196	-	196
Transfer to regulatory reserve	-	-	-	-	158,413	-	(158,413)	-	-	-
<b>As at 31 December 2018</b>	<b>1,000,000</b>	<b>(5,251)</b>	<b>(2,457)</b>	<b>458</b>	<b>404,378</b>	<b>962</b>	<b>3,896,386</b>	<b>5,294,476</b>	<b>220,000</b>	<b>5,514,476</b>

# CIMB Islamic Bank Berhad

(Incorporated in Malaysia)

## Statements of Changes in Equity for the financial year ended 31 December 2019 (Continued)

The Bank	Non-distributable					Distributable					Total Equity RM'000
	Ordinary share capital RM'000	Fair value reserve- debt instruments at fair value through other comprehensive income RM'000	Merger reserve RM'000	Capital reserve RM'000	Regulatory reserve RM'000	Own credit risk reserve RM'000	Share-based payment reserve RM'000	Retained profits RM'000	Total RM'000	Perpetual preference shares RM'000	
At 1 January 2019	1,000,000	(5,251)	(2,457)	458	404,378	-	962	3,897,252	5,295,342	220,000	5,515,342
Profit for the financial year	-	-	-	-	-	-	-	788,197	788,197	-	788,197
Other comprehensive income/(expense) (net of tax)	-	28,090	-	-	-	(31)	-	-	28,059	-	28,059
- debt instruments at fair value through other comprehensive income	-	28,090	-	-	-	-	-	-	28,090	-	28,090
- fair value changes on financial liabilities designated at fair value attributable to own credit risk reserve	-	-	-	-	-	(31)	-	-	(31)	-	(31)
Total comprehensive income/(expense) for the financial year	-	28,090	-	-	-	(31)	-	788,197	816,256	-	816,256
Share-based payment expense	-	-	-	-	-	-	1,272	-	1,272	-	1,272
Shares released under Equity Ownership Plan	-	-	-	-	-	-	(1,003)	-	(1,003)	-	(1,003)
Total transactions with owners recognised directly in equity	-	-	-	-	-	-	269	-	269	-	269
Transfer to regulatory reserve	-	-	-	-	109,155	-	-	(109,155)	-	-	-
As at 31 December 2019	1,000,000	22,839	(2,457)	458	513,533	(31)	1,231	4,576,294	6,111,867	220,000	6,331,867

# CIMB Islamic Bank Berhad

(Incorporated in Malaysia)

## Statements of Changes in Equity for the financial year ended 31 December 2019 (Continued)

The Bank	Non-distributable					Distributable				
	Ordinary share capital RM'000	Fair value reserve- debt instruments at fair value through other comprehensive income RM'000	Merger reserve RM'000	Capital reserve RM'000	Regulatory reserve RM'000	Share-based payment reserve RM'000	Retained profits RM'000	Total RM'000	Perpetual preference shares RM'000	Total Equity RM'000
At 1 January 2018	1,000,000	(11,935)	(2,457)	458	245,965	766	3,225,199	4,457,996	220,000	4,677,996
Profit for the financial year	-	-	-	-	-	-	830,466	830,466	-	830,466
Other comprehensive income (net of tax)	-	6,684	-	-	-	-	-	6,684	-	6,684
- debt instruments at fair value through other comprehensive income	-	6,684	-	-	-	-	-	6,684	-	6,684
Total comprehensive income for the financial year	-	6,684	-	-	-	-	830,466	837,150	-	837,150
Share-based payment expense	-	-	-	-	-	1,018	-	1,018	-	1,018
Shares released under Equity Ownership Plan	-	-	-	-	-	(822)	-	(822)	-	(822)
Total transactions with owners recognised directly in equity	-	-	-	-	-	196	-	196	-	196
Transfer to regulatory reserve	-	-	-	-	158,413	-	(158,413)	-	-	-
As at 31 December 2018	1,000,000	(5,251)	(2,457)	458	404,378	962	3,897,252	5,295,342	220,000	5,515,342

**CIMB Islamic Bank Berhad**

(Incorporated in Malaysia)

**Statements of Cash Flows  
for the financial year ended 31 December 2019**

	<b>The Group</b>		<b>The Bank</b>	
	<b>2019</b>	<b>2018</b>	<b>2019</b>	<b>2018</b>
	<b>RM'000</b>	<b>RM'000</b>	<b>RM'000</b>	<b>RM'000</b>
<b>Cash flows from operating activities</b>				
Profit before taxation and zakat	1,112,431	1,033,223	1,112,618	1,033,380
<b>Adjustments for:</b>				
Depreciation of property, plant and equipment	2,512	3,784	2,512	3,784
Depreciation of right-of-use assets	566	-	566	-
Amortisation of intangible assets	8,887	9,757	8,887	9,757
Profit income from debt instruments at fair value through other comprehensive income	(141,659)	(109,424)	(141,659)	(109,424)
Profit income from debt instruments at amortised cost	(313,820)	(239,851)	(313,820)	(239,851)
Profit expense on lease liabilities	124	-	124	-
Profit expense on Sukuk	10,710	-	-	-
Profit expense on subordinated Sukuk	35,409	46,103	35,409	32,131
Profit expense on recourse obligation on loans and financing sold to Cagamas	69,188	84,259	69,188	84,259
Gain from disposal of debt instruments at fair value through other comprehensive income	(91,425)	(7,456)	(91,425)	(7,456)
Intangible asset written off	114	-	114	-
Net loss from hedging derivatives	2,162	2,248	2,162	2,248
Unrealised loss on foreign exchange	3,512	5,624	3,512	5,624
Unrealised gain from revaluation of financial assets designated at fair value through profit or loss	(731)	(540)	(731)	(540)
Unrealised gain arising from financial liabilities designated at fair value through profit and loss	(1,840)	(1,225)	(1,840)	(1,225)
Unrealised loss from revaluation of Islamic derivative financial instruments	15,685	12,908	15,685	12,908
Accretion of discount less amortisation of premium	(92,577)	(84,150)	(92,577)	(84,150)
Expected credit losses on financing, advances and other financing/loans	102,188	157,564	102,188	157,564
Other expected credit losses	721	474	721	474
Expected credit losses written back for commitments and contingencies	(19,792)	(1,837)	(19,792)	(1,837)
Share-based payment expense	1,272	1,018	1,272	1,018
	<b>703,637</b>	<b>912,479</b>	<b>693,114</b>	<b>898,664</b>
<b>(Increase)/Decrease in operating assets</b>				
Financing, advances and other financing/loans	(8,521,373)	(13,360,777)	(8,521,373)	(13,360,777)
Other assets	415,077	(120,234)	415,077	(120,234)
Right-of-use assets	120	-	120	-
Statutory deposits with Bank Negara Malaysia	18,313	(522,136)	18,313	(522,136)
Deposits and placements with banks and other financial institutions	483,871	46,152	483,871	46,152
Financial assets at fair value through profit or loss	(2,022,633)	386,368	(2,022,633)	386,368
Amounts due from holding company and ultimate holding company	90,730	(90,731)	90,730	(90,731)
Amounts due from related companies	(163)	(206)	(163)	(206)
<b>Increase/(Decrease) in operating liabilities</b>				
Deposits from customers	9,300,771	11,202,577	9,365,679	11,306,661
Investment accounts of customers	1,679,694	861,507	1,679,694	861,507
Deposits and placements from banks and other financial institutions	197,290	(76,835)	197,290	(76,835)
Investment accounts due to designated financial institutions	(3,194,835)	71,125	(3,194,835)	71,125
Financial liabilities designated at fair value through profit and loss	75,390	20,910	75,390	20,910
Islamic derivative financial instruments	(12,581)	(1,879)	(12,581)	(1,879)
Amount due to holding company	38,859	(20,588)	38,859	(20,588)
Amount due to related companies	11,191	(763)	11,191	(763)
Other liabilities	289,895	(294,100)	132,757	(502,333)
	<b>(446,747)</b>	<b>(987,131)</b>	<b>(549,500)</b>	<b>(1,105,095)</b>
Taxation and zakat paid	<b>(324,900)</b>	<b>(187,658)</b>	<b>(324,900)</b>	<b>(187,658)</b>
Net cash flows used in operating activities	<b>(771,647)</b>	<b>(1,174,789)</b>	<b>(874,400)</b>	<b>(1,292,753)</b>



**CIMB Islamic Bank Berhad**

(Incorporated in Malaysia)

**Statements of Cash Flows  
for the financial year ended 31 December 2019 (Continued)**

	Note	The Group		The Bank	
		2019	2018	2019	2018
		RM'000	RM'000	RM'000	RM'000
<b>Cash flows from investing activities</b>					
Net purchase of debt instruments at amortised cost		(1,526,301)	(1,795,705)	(1,526,301)	(1,795,705)
Net purchase of debt instruments at fair value through other comprehensive income		(729,826)	(800,331)	(729,826)	(800,331)
Net proceeds from sale of equity instruments at fair value through other comprehensive income		26	-	26	-
Profit income received from purchase of debt instruments at fair value through other comprehensive income		136,492	101,950	136,492	101,950
Profit income received from debt instruments at amortised cost		297,382	221,955	297,382	221,955
Purchase of property, plant and equipment		(3,275)	(509)	(3,275)	(509)
Purchase of intangible assets		(1,972)	(2,201)	(1,972)	(2,201)
Net cash flows used in from investing activities		<u>(1,827,474)</u>	<u>(2,274,841)</u>	<u>(1,827,474)</u>	<u>(2,274,841)</u>
<b>Cash flows from financing activities</b>					
Profit expense paid on subordinated Sukuk		(32,187)	(32,104)	(32,187)	(32,104)
Proceeds from issuance of subordinated Sukuk		800,000	-	800,000	-
Redemption of subordinated Sukuk		(300,000)	-	(300,000)	-
Profit expense paid on Sukuk		(10,753)	(13,964)	-	-
Redemption of Sukuk		(92,000)	(105,000)	-	(1,000)
Repayment of lease liabilities		(730)	-	(730)	-
Profit expense paid on recourse obligation on loans and financing sold to Cagamas		(74,298)	(84,062)	(74,298)	(84,062)
Proceeds from recourse obligation on loans and financing sold to Cagamas		-	-	-	-
Redemption of recourse obligation on loans and financing sold to Cagamas		(400,003)	(156,994)	(400,003)	(156,994)
Net cash flows used in financing activities		<u>(109,971)</u>	<u>(392,124)</u>	<u>(7,218)</u>	<u>(274,160)</u>
Net decrease in cash and cash equivalents		(2,709,092)	(3,841,754)	(2,709,092)	(3,841,754)
Cash and cash equivalents at beginning of the financial year	2	10,441,142	14,282,896	10,441,096	14,282,850
Cash and cash equivalents at end of the financial year		<u>7,732,050</u>	<u>10,441,142</u>	<u>7,732,004</u>	<u>10,441,096</u>

**CIMB Islamic Bank Berhad**

(Incorporated in Malaysia)

## Statements of Cash Flows

### for the financial year ended 31 December 2019 (Continued)

An analysis of changes in liabilities arising from financing activities for the financial year ended 31 December 2019 and 31 December 2018 are as follows:

				Recourse obligation on loans and financing sold to Cagamas	Total
<b>The Group</b>	<b>Sukuk</b>	<b>Subordinated Sukuk</b>	<b>Lease Liabilities</b>	<b>RM'000</b>	<b>RM'000</b>
At 1 January 2019	358,265	615,033	-	1,915,503	2,888,801
Effect of adopting MFRS 16	-	-	3,460	-	3,460
Adjusted 1 January 2019	358,265	615,033	3,460	1,915,503	2,892,261
Proceeds from issuance	-	800,000	-	-	800,000
Payment and redemption	(92,000)	(300,000)	(730)	(400,003)	(792,733)
Profit paid	(10,753)	(32,187)	-	(74,298)	(117,238)
Other non cash movement	10,710	35,409	124	69,188	115,431
At 31 December 2019	266,222	1,118,255	2,854	1,510,390	2,897,721

			Recourse obligation on loans and financing sold to Cagamas	Total
The Group	Sukuk RM'000	Subordinated Sukuk RM'000	RM'000	RM'000
At 1 January 2018	463,257	615,006	2,072,300	3,150,563
Payment and redemption	(105,000)	-	(156,994)	(261,994)
Profit paid	(13,964)	(32,104)	(84,062)	(130,130)
Other non cash movement	13,972	32,131	84,259	130,362
At 31 December 2018	358,265	615,033	1,915,503	2,888,801

**CIMB Islamic Bank Berhad**

(Incorporated in Malaysia)

## Statements of Cash Flows

### for the financial year ended 31 December 2019 (Continued)

An analysis of changes in liabilities arising from financing activities for the financial year ended 31 December 2019 and 31 December 2018 are as follows: (Continued)

	Subordinated Sukuk	Lease Liabilities	Recourse obligation on loans and financing sold to Cagamas	Total
	RM'000	RM'000	RM'000	RM'000
<b>The Bank</b>				
At 1 January 2019	615,033	-	1,915,503	2,530,536
Effect of adopting MFRS 16	-	3,460	-	3,460
Adjusted 1 January 2019	615,033	3,460	1,915,503	2,533,996
Proceeds from issuance	800,000	-	-	800,000
Payment and redemption	(300,000)	(730)	(400,003)	(700,733)
Profit paid	(32,187)	-	(74,298)	(106,485)
Other non cash movement	35,409	124	69,188	104,721
At 31 December 2019	1,118,255	2,854	1,510,390	2,631,499

	Subordinated Sukuk	Lease Liabilities	Recourse obligation on loans and financing sold to Cagamas	Total
	RM'000	RM'000	RM'000	RM'000
<b>The Bank</b>				
At 1 January 2018	1,000	615,006	2,072,300	2,688,306
Payment and redemption	(1,000)	-	(156,994)	(157,994)
Profit paid	-	(32,104)	(84,062)	(116,166)
Other non cash movement	-	32,131	84,259	116,390
At 31 December 2018	-	615,033	1,915,503	2,530,536

## **Summary of Significant Accounting Policies for the financial year ended 31 December 2019**

The following accounting policies have been used consistently in dealing with items that are considered material in relation to the Financial Statements, except as disclosed in the Financial Statements.

### **A Basis of preparation**

The Financial Statements of the Group and the Bank have been prepared in accordance with the Malaysian Financial Reporting Standards (“MFRS”), International Financial Reporting Standards and the requirements of the Companies Act 2016 in Malaysia.

The Financial Statements have been prepared under historical cost convention, as modified by the revaluation of financial assets at fair value through profit or loss, debts instruments at fair value through other comprehensive income, equity instruments at fair value through other comprehensive income, derivatives financial instruments and financial liabilities designated at fair value through profit of loss.

The preparation of Financial Statements in conformity with MFRS requires the use of certain critical accounting estimates and assumptions that affect the reported amounts of assets and liabilities and disclosure of contingent assets and liabilities at the date of the Financial Statements, and the reported amounts of income and expenses during the reported period. It also requires the Directors to exercise their judgement in the process of applying the Group’s and the Bank’s accounting policies. Although these estimates and judgement are based on the Directors’ best knowledge of current events and actions, actual results may differ from those estimates.

The areas involving a higher degree of judgement or complexity, or areas where assumptions and estimates are significant to the Financial Statements are disclosed in Note 52.

## **Summary of Significant Accounting Policies for the financial year ended 31 December 2019 (Continued)**

### **A Basis of preparation (Continued)**

#### **(a) Standards and amendments to published standards and interpretation that are effective and applicable to the Group and the Bank**

The new accounting standards and amendments to published standards and interpretation that are effective and applicable to the Group and the Bank for the financial year beginning 1 January 2019 are as follows:

- MFRS 16 “Leases”
- Amendments to MFRS 9 “Prepayment Features with Negative Compensation”
- Amendments to MFRS 119 “Plan Amendment, Curtailment or Settlement”
- Annual Improvements to MFRSs 2015 – 2017 Cycle
- IC Interpretation 23 “Uncertainty over Income Tax Treatments”

The Group has adopted MFRS 16 for the first time in the 2019 financial statements, which resulted in changes in accounting policies. The Group has elected to use the simplified retrospective transition method and to apply a number of practical expedients as provided in MFRS 16.

Under the simplified retrospective transition method, the 2018 comparative information was not restated and the cumulative effects of initial application of MFRS 16 where the Group is a lessee were recognised as an adjustment to the opening balance of retained earnings as at 1 January 2019. The comparative information continued to be reported under the previous accounting policies governed under MFRS 117 “Leases” and IC Interpretation 4 “Determining whether an Arrangement Contains a Lease”.

As a lessor, the Group is not required to make any adjustment on transition, except for the reassessment of existing operating subleases at the date of initial application.

The impact of adoption of MFRS 16 of the Group and the Bank are summarised in Note 53.

Other than that, the adoption of other amendments to published standards above did not have any impact on the current period or any prior period and is not likely to affect future periods

## **Summary of Significant Accounting Policies for the financial year ended 31 December 2019 (Continued)**

### **A Basis of preparation (Continued)**

#### **(b) Standards, amendments to published standards and interpretations that are applicable to the Group and the Bank but not yet effective**

The Group and the Bank will apply these standards, amendments to published standards from:

##### **(i) Financial year beginning on/after 1 January 2020**

- Amendments to MFRS 3 “Definition of a Business” (effective 1 January 2020) revise the definition of a business. To be considered a business, an acquisition would have to include an input and a substantive process that together significantly contribute to the ability to create outputs.

The amendments provide guidance to determine whether an input and a substantive process are present, including situation where an acquisition does not have outputs. To be a business without outputs, there will now need to be an organised workforce. It is also no longer necessary to assess whether market participants are capable of replacing missing elements or integrating the acquired activities and assets.

In addition, the revised definition of the term ‘outputs’ is narrower, focusses on goods or services provided to customers, generating investment returns and other income but excludes returns in the form of cost savings.

The amendments introduce an optional simplified assessment known as ‘concentration test’ that, if met, eliminates the need for further assessment. Under this concentration test, if substantially all of the fair value of gross assets acquired is concentrated in a single identifiable asset (or a group of similar assets), the assets acquired would not represent a business.

The amendments shall be applied prospectively.

## **Summary of Significant Accounting Policies for the financial year ended 31 December 2019 (Continued)**

### **A Basis of preparation (Continued)**

#### **(b) Standards, amendments to published standards and interpretations that are applicable to the Group and the Bank but not yet effective (Continued)**

The Group and the Bank will apply these standards, amendments to published standards from: (Continued)

##### **(i) Financial year beginning on/after 1 January 2020 (Continued)**

- Amendments to MFRS 101 and MFRS 108 clarify the definition of materiality and use a consistent definition throughout MFRSs and the Conceptual Framework for Financial Reporting.

The definition of ‘material’ has been revised as “Information is material if omitting, misstating or obscuring it could reasonably be expected to influence decisions that the primary users of general purpose financial statements make on the basis of those financial statements, which provide financial information about a specific reporting entity.”

The amendments also:

- clarify that an entity assesses materiality in the context of the financial statements as a whole.
- explain the concept of obscuring information in the new definition. Information is obscured if it has the effect similar as omitting or misstating of that information. For example, material transaction is scattered throughout the financial statements, dissimilar items are inappropriately aggregated, or material information is hidden by immaterial information.
- clarify the meaning of ‘primary users of general purpose financial statements’ to whom those financial statements are directed, by defining them as ‘existing and potential investors, lenders and other creditors’ that must rely on general purpose financial statements for much of the financial information they need.

The amendments shall be applied prospectively.

## **CIMB Islamic Bank Berhad**

(Incorporated in Malaysia)

### **Summary of Significant Accounting Policies for the financial year ended 31 December 2019 (Continued)**

#### **B Economic entities in the Group**

##### **(a) Subsidiaries**

The consolidated Financial Statements include the Financial Statements of the Bank and all its subsidiaries made up to the end of the financial year.

Subsidiaries are all entities (including structured entities) over which the Group has control. The Group controls an entity when the Group is exposed to, or has rights to, variable returns from its involvement with the entity and has the ability to affect those returns through its power to direct relevant activities of the entity.

Subsidiaries are fully consolidated from the date on which control is transferred to the Group and de-consolidated from the date that control ceases.

The Group applies the acquisition method to account for business combinations.

Under the acquisition method of accounting, the consideration transferred for the acquisition of a subsidiary is the fair value of the assets transferred, the liabilities incurred to the former owners of the acquiree and the equity interests issued by the Group. The consideration transferred includes the fair value of any asset or liability resulting from a contingent consideration arrangement and fair value of any pre-existing equity interest in the subsidiary. Acquisition-related costs are expensed as incurred. Identifiable assets acquired, and liabilities and contingent liabilities assumed in the business combination are, with limited exception measured initially at their fair value on the date of acquisition.

The Group applies predecessor accounting to account for business combinations under common control. Under predecessor accounting, assets and liabilities acquired are not restated to their respective fair values. They are recognised at the carrying amounts from the consolidated financial statements of the ultimate holding company of the Group and adjusted to conform with the accounting policies adopted by the Group. The difference between any consideration given and the aggregate carrying amounts of the assets and liabilities of the acquired entity is recognised as an adjustment to equity. No additional goodwill is recognised. The acquired entity's results and balance sheet are incorporated prospectively from the date on which the business combination between entities under common control occurred.



## **Summary of Significant Accounting Policies for the financial year ended 31 December 2019 (Continued)**

### **B Economic entities in the Group (Continued)**

#### **(a) Subsidiaries (Continued)**

Any excess of the sum of the fair value of the consideration transferred in the business combination, the amount of non-controlling interest in acquiree (if any), and the fair value of the Group's previously held equity interest in acquiree (if any), over the fair value of the acquiree's identifiable net assets acquired is recorded as goodwill. The accounting policy for goodwill is set out in Note K. In instances where the latter amount exceeds the former, the excess is recognised as gain on bargain purchase in statement of income on the acquisition date.

If the business combination is achieved in stages, the carrying value of the acquirer's previously held equity interest in the acquire is re-measured to fair value at the acquisition date, any gains or losses arising from such re-measurement are recognised in statement of income.

Non-controlling interest is the equity in a subsidiary not attributable, directly or indirectly, to a parent. On an acquisition-by-acquisition basis, the Group measures any non-controlling interest in the acquiree either at fair value or at the non-controlling interest's proportionate share of the acquiree's identifiable net assets. At the end of reporting period, non-controlling interest consists of amount calculated on the date of combinations and its share of changes in the subsidiary's equity since the date of combination.

All earnings and losses of the subsidiary are attributed to the parent and the non-controlling interest, even if the attribution of losses to the non-controlling interest results in a debit balance in the shareholders' equity. Profit or loss attribution to non-controlling interests for prior years is not restated.

## **Summary of Significant Accounting Policies for the financial year ended 31 December 2019 (Continued)**

### **B Economic entities in the Group (Continued)**

#### **(a) Subsidiaries (Continued)**

Any contingent consideration to be transferred by the Group is recognised at fair value at the acquisition date. Subsequent changes to the fair value of the contingent consideration that is deemed to be an asset or liability is recognised in accordance with MFRS 9 either in profit or loss or as a change to other comprehensive income. Contingent consideration that is classified as equity is not remeasured, and its subsequent settlement is accounted for within equity.

All material transactions, balances and unrealised gains on transactions between group companies are eliminated and the consolidated Financial Statements reflect external transactions only. Unrealised losses are also eliminated unless the transaction provides evidence of an impairment of the transferred asset. Where necessary, amounts reported by subsidiaries have been adjusted to conform with the Group's accounting policies.

Non-controlling interests in the results and equity of subsidiaries are shown separately in the consolidated statement of income, statement of comprehensive income, statement of changes in equity and statement of financial position respectively.

#### **(b) Changes in ownership interests in subsidiaries without change of control**

Transactions with non-controlling interests that do not result in loss in control are accounted for as transactions with equity owners of the Group. A change in ownership interest results in an adjustment between the carrying amounts of the controlling and non-controlling interests to reflect their relative interests in the subsidiary. Any difference between the amount of the adjustment to non-controlling interests and any consideration paid or received is recognised in equity attributable to owners of the Group.

#### **(c) Disposal of subsidiaries**

When the Group ceases to consolidate because of loss of control, any retained interest in the entity is re-measured to its fair value with the change in carrying amount recognised in statement of income. The fair value becomes the initial carrying amount for the purposes of subsequently accounting for the retained interest as an associate, joint venture or financial asset. In addition, any amounts previously recognised in other comprehensive income in respect of that entity are accounted for as if the Group had directly disposed of the related assets or liabilities. This may mean that amounts previously recognised in other comprehensive income are reclassified to statement of income.

Gains or losses on the disposal of subsidiaries include the carrying amount of goodwill relating to the subsidiaries sold.

## **Summary of Significant Accounting Policies for the financial year ended 31 December 2019 (Continued)**

### **B Economic entities in the Group (Continued)**

#### **(d) Interests in subsidiaries**

In the Bank's separate Financial Statements, investments in subsidiaries are carried at cost less accumulated impairment losses. On disposal of investments in subsidiaries, the difference between disposal proceeds and the carrying amounts of the investments are recognised in statement of income.

The amounts due from subsidiaries of which the Bank does not expect repayment in the foreseeable future are considered as part of the Bank's investments in the subsidiaries.

### **C Recognition of profit income and profit expense**

Profit income and profit expense for all profit-bearing financial instruments are recognised within "profit income" and "profit expense" in the statement of income using the effective profit method.

The effective profit method is a method of calculating the amortised cost of a financial asset or a financial liability and of allocating the profit income or profit expense over the relevant period. The effective profit rate is the rate that exactly discounts estimated future cash payments or receipts throughout the expected life of the financial instruments or, when appropriate, a shorter period to the net carrying amount of the financial asset or financial liability. When calculating the effective profit rate, the Bank takes into account all contractual terms of the financial instrument and includes any fees or incremental costs that are directly attributable to the instrument and are an integral part of the effective profit rate, but not future credit losses.

Profit income is calculated by applying effective profit rate to the gross carrying amount of a financial asset except for financial assets that subsequently become credit-impaired. For credit-impaired financial assets the effective profit rate is applied to the net carrying amount of the financial assets (after deduction of the loss allowance).

## **CIMB Islamic Bank Berhad**

(Incorporated in Malaysia)

### **Summary of Significant Accounting Policies for the financial year ended 31 December 2019 (Continued)**

#### **C Recognition of profit income and profit expense (Continued)**

##### **(a) Financing**

###### Tawarruq vis-à-vis Commodity Murabahah

Tawarruq structure for CIMB Islamic financing product consists of three (3) sales and purchases transaction. The first involves, the purchase of a commodity by the Bank from Commodity Trader 1, on cash and spot basis. Secondly, the Bank will sell the commodity using Murabahah contract, to customer on deferred basis. Subsequently, the customer will sell the commodity to Commodity Trader 2 on cash and spot basis. Finally, the customer will get a cash to finance the customer's needs.

###### Ijarah

A lease contract that transfers the ownership of a usufruct of an asset to another party for a specified period in exchange for a rental. Ijarah contract may end with the transfer of the legal title of the leased asset to the lessee is called Ijarah Muntahia bi al-Tamlik ("IMBT"). Effective transfer of the legal title is a consequent to the conclusion of the lease arrangement that can be in the form of a sale or a gift of the asset to the lessee. Al-Ijarah Thumma al-Bai' ("AITAB") is a form of IMBT where the sale of asset to the lessee is executed at the completion of the lease period. Income is recognised on effective profit rate basis over the lease term.

###### Ujarah

Arrangement that involves payment of a service fee in exchange for the services rendered to customers.

###### Murabahah

A contract of sale of assets at a mark-up price, which includes a profit margin as agreed by the contracting parties. The price, costs and profit margin in Murabahah shall be made transparent and agreed upon between buyer and seller. Income is recognised on effective profit rate basis over the expected life of the contract based on the principal amounts outstanding.

###### Bai' Bithaman Ajil

A contract of sale and purchase of an asset in which the payment of price is deferred either be paid in lump-sum or instalment basis within an agreed period of time. Income from financing shall be recognised on effective profit rate basis over the expected life of the contract based on principal amount outstanding. Meanwhile, profit expense from deposits shall be recognised on accrual basis by maturity date.

## **Summary of Significant Accounting Policies for the financial year ended 31 December 2019 (Continued)**

### **C Recognition of profit income and profit expense (Continued)**

#### **(a) Financing (Continued)**

##### Bai' al-'inah

A contract of sale and purchase of an asset whereby the seller sells to buyer in cash and subsequently buys back the asset at a marked up and deferred. Income is recognised on effective profit rate basis over the expected life of the contract based on principal amount outstanding.

##### Qard

A contract of lending a fungible asset to a customer who is bound to return an equivalent replacement. No income from financing/profit expense from deposits shall be generated/paid from the transactions.

##### Bai' al- Dayn

A contract of trading of debt and the outstanding debt may be sold to the debtor or to a third party on cash basis. Income from financing shall be recognised on effective profit rate basis over the expected life of the contract based on principal amount outstanding. Meanwhile, profit expense from deposits shall be recognised on accrual basis by maturity date.

## **CIMB Islamic Bank Berhad**

(Incorporated in Malaysia)

### **Summary of Significant Accounting Policies for the financial year ended 31 December 2019 (Continued)**

#### **C Recognition of profit income and profit expense (Continued)**

##### **(b) Deposits from customers**

###### Tawarruq vis-à-vis Commodity Murabahah

Tawarruq structure for CIMB Islamic deposit product consists of three (3) sales and purchases transaction. The first involves, the purchase of a commodity by customer from Commodity Trader 1, on cash and spot basis. Secondly, the customer will sell the commodity using Murabahah contract, to CIMB Islamic on deferred basis. Subsequently, the Bank will sell the commodity to Commodity Trader 2 on cash and spot basis. Finally, Bank will get a cash to finance the Bank's activities and generate income.

###### Qard

A contract of lending a fungible asset to a customer who is bound to return an equivalent replacement. No income from financing/profit expense from deposits shall be generated/paid from the transactions

## **Summary of Significant Accounting Policies for the financial year ended 31 December 2019 (Continued)**

### **C Recognition of profit income and profit expense (Continued)**

#### **(c) Placements from investment accounts**

##### Mudharabah

A contract between a capital provider (Rabbul Mal) and an entrepreneur (Mudharib) under which the rabbul mal provides capital to be managed by the mudharib and any profit generated from the capital is shared between the rabbul mal and mudharib according to mutually agreed Profit Sharing Ratio (“PSR”) whilst financial losses are borne by the rabbul mal provided that such losses are not due to the mudharib’s negligence (taqsir), negligence (taqsir) or breach of specified terms (mukhalafah al-shurut). Mudharabah contract shall not stipulate a pre-determined fixed amount of profit to one contracting party. This contract is categorised into two types:

i) Unrestricted Mudharabah (Mudharabah Mutlaqah) is a contract in which the rabbul mal permits the mudharib to manage the venture without any specific restriction.

ii) Restricted Mudharabah (Mudharabah Muqayyadah) is a contract in which the rabbul mal imposes specific restriction on the mudharabah terms such as determination of location, period for investment, type of project and commingling of funds.

Profit shall be recognised on accrual basis by actual liquidation of assets of mudharabah contract or constructive basis according to acceptable profit recognition method which may include valuation according to acceptable market methodology, independent valuation or valuation based on estimated figures.

### **D Recognition of fees and other income**

#### **(a) Income from financing and receivables based on mutual accounting policy on Shariah contracts according to the nature of the transactions**

Financing arrangement fees and commissions are recognised as income when all conditions precedent is fulfilled. Commitment fees for financing, advances and other financing/loans that are likely to be disbursed are deferred (together with direct cost) and income which forms an integral part of the effective profit rate of a financial instrument is recognised as an adjustment to the effective profit rate on the financial instrument.

## **Summary of Significant Accounting Policies for the financial year ended 31 December 2019 (Continued)**

### **D Recognition of fees and other income (Continued)**

#### **(b) Fee and other income recognition**

Guarantee fees, portfolio management fees and income from asset management and securities services are recognised as income based on performance obligation satisfied.

Brokerage fees are recognised as income based on inception of such transactions.

Fees from advisory and corporate finance activities are recognised after fulfilling each of the performance obligations.

Dividends are recognised when the right to receive payment is established. This applies even if they are paid out of pre-acquisition profits. However, the investment may need to be tested for impairment as a consequence.

Dividends that clearly represent a recovery of part of the cost of investment is recognised in other comprehensive income if it relates to an investment in equity instruments measured at fair value through other comprehensive income.

Islamic derivative financial instruments are developed using Bai' Sarf contract which is a buying and selling of foreign currencies and wa'ad which is a promise for delivery or fulfillment at a future date. The derivatives products may also be structured with other contracts such as Bai' al-'Inah and Commodity Murabahah. The other income recognised comprises of mark-to-market changes on derivatives and realised gains or losses recognised upon early termination of the derivatives.



## **CIMB Islamic Bank Berhad**

(Incorporated in Malaysia)

### **Summary of Significant Accounting Policies for the financial year ended 31 December 2019 (Continued)**

#### **E Financial assets**

##### **(a) Classification**

The Group and the Bank classify their financial assets into the following measurement categories:

- Fair value (either through other comprehensive income (“OCI”), or through profit or loss), and
- Amortised cost.

The classification depends on the Group’s and the Bank’s business model for managing the financial assets and the contractual terms of the cash flows.

For financial assets measured at fair value, gains and losses will either be recorded in profit or loss or OCI. For investment in debt instruments, this will depend on the business model in which the investment is held. For investment in equity instruments, it is determined by the irrevocable election at the time of initial recognition to account for the equity investment at fair value through OCI by the Group and the Bank.

## **Summary of Significant Accounting Policies for the financial year ended 31 December 2019 (Continued)**

### **E Financial assets (Continued)**

#### **(a) Classification (Continued)**

(i) Financial assets at fair value through OCI comprise of:

- Equity securities which are not held for trading, and for which the Group and the Bank have made an irrevocable election at initial recognition to recognise changes in fair value through other comprehensive income rather than profit or loss, and
- Debt securities where the contractual cash flows are solely principal and profit and the objective of the Group's and the Bank's business model is achieved both by collecting contractual cash flows and selling financial assets.

(ii) The Group and the Bank classify their financial assets at amortised cost only if both of the following criteria are met:

- The asset is held within a business model with the objective of collecting the contractual cash flows, and
- The contractual terms give rise on specified dates to cash flows that are solely payments of principal and profit on the principal outstanding.

(iii) The Group and the Bank classify the following financial assets at fair value through profit or loss:

- Debt investments that do not qualify for measurement at either amortised cost or fair value through comprehensive income
- Equity investments that are held for trading, and
- Equity investments for which the entity has not elected to recognise at fair value through other comprehensive income.

## **Summary of Significant Accounting Policies for the financial year ended 31 December 2019 (Continued)**

### **E Financial assets (Continued)**

#### **(b) Recognition and initial measurement**

A financial asset is recognised in the statement of financial position when the Group and the Bank become parties to the contractual provisions of the instrument. Regular way purchases and sales of financial assets are recognised on trade date, the date on which the Group and the Bank commit to purchase and sell the assets.

At initial recognition, the Group and the Bank measure financial assets at their fair value plus, in the case of a financial asset not at fair value through profit or loss, transaction costs that are directly attributable to the acquisition of the financial asset. Transaction costs of financial assets carried at fair value through profit or loss are expensed in profit or loss.

Financial assets with embedded derivatives are considered in their entirety when determining whether their cash flows are solely payment of principal and profit.

#### **(c) Subsequent measurement**

##### **Debt instruments**

Subsequent measurement of debt instruments depends on the Group's and the Bank's business model for managing the asset and the cash flow characteristics of the asset. There are three measurement categories in which the Group and the Bank classify their debt instruments.

##### **(i) Amortised cost**

Assets that are held for collection of contractual cash flows where those cash flows represent solely payments of principal and profit, are measured at amortised cost. Any gain or loss on a debt investment that measured at amortised cost is recognised in profit or loss when the asset is derecognised or impaired. Profit income from these financial assets is included in finance income using the effective profit rate method.

## **Summary of Significant Accounting Policies for the financial year ended 31 December 2019 (Continued)**

### **E Financial assets (Continued)**

#### **(c) Subsequent measurement (Continued)**

##### **(ii) Fair value through other comprehensive income (“FVOCI”)**

Assets that are held for collection of contractual cash flows and for selling the financial assets, where the assets’ cash flows represent solely payments of principal and profit, are measured at FVOCI. Movements in the carrying amount are taken through OCI, except for the recognition of impairment gains or losses, profit income and foreign exchange gains and losses which are recognised in profit and loss. When the financial asset is derecognised, the cumulative gain or loss previously recognised in OCI is reclassified from equity to profit or loss and recognised in other operating income. Profit income from these financial assets is included in finance income using the effective profit rate method.

##### **(iii) Fair value through profit or loss (“FVTPL”)**

Assets that do not meet the criteria for amortised cost or FVOCI or financial assets held for trading are measured at fair value through profit or loss. The Group may also irrevocably designate financial assets at FVTPL if doing so significantly reduces or eliminates a mismatch created by assets and liabilities being measured on different bases. Fair value changes is recognised in profit or loss and presented net within other operating income in the period which it arises.

### **Equity instruments**

The Group and the Bank subsequently measure all equity investments at fair value. Where the Group’s and the Bank’s management have elected to present fair value gains and losses on equity investments in other comprehensive income, there is no subsequent reclassification of fair value gains and losses to profit or loss following the derecognition of the investment. Dividends from such investments continue to be recognised in profit or loss as other operating income when the Group’s and the Company’s right to receive payments is established.

Changes in the fair value of financial assets at fair value through profit or loss are recognised in other operating income in the statement of income as applicable.

## **Summary of Significant Accounting Policies for the financial year ended 31 December 2019 (Continued)**

### **E Financial assets (Continued)**

#### **(d) Reclassification of financial assets**

The Group and the Bank reclassify financial assets when and only when their business model for managing those assets changes.

### **F Financial liabilities**

Financial liabilities are measured at amortised cost, except for trading liabilities and liabilities designated at fair value, which are held at fair value through profit or loss. Financial liabilities are initially recognised at fair value less transaction costs for all financial liabilities not carried at fair value through profit or loss. Financial liabilities at fair value through profit or loss are initially recognised at fair value, and transaction costs are expensed in statement of income. Financial liabilities are derecognised when extinguished.

#### **(a) Financial liabilities at fair value through profit or loss**

This category comprises two sub-categories: financial liabilities classified as held for trading, and financial liabilities designated at fair value through profit or loss upon initial recognition.

A financial liability is classified as held for trading if it is acquired or incurred principally for the purpose of selling or repurchasing it in the near term or if it is part of a portfolio of identified financial instruments that are managed together and for which there is evidence of a recent actual pattern of short-term profit-taking. Derivatives are also categorised as held for trading unless they are designated and effective as hedging instruments. The specific Group and Bank accounting policy on derivatives is detailed in Note N.

The financial liabilities measured at fair value through profit or loss upon initial recognition are trading derivatives and financial liabilities designated at fair value.

Financial liabilities, other than those held for trading, are classified as financial liabilities designated at fair value through profit or loss if they meet one or more of the criteria set out below, and are so designated by management.

## **Summary of Significant Accounting Policies for the financial year ended 31 December 2019 (Continued)**

### **F Financial liabilities (Continued)**

#### **(a) Financial liabilities at fair value through profit or loss (Continued)**

The Group and the Bank may designate financial liabilities at fair value through profit or loss when the designation:

- Eliminates or significantly reduces measurement or recognition inconsistencies that would otherwise arise from measuring financial assets or financial liabilities, or recognising gains and losses on them, on different bases. Certain structured investments with embedded callable range accrual swaps are designated by the Group and the Bank under this criterion. The profit payable on these structured investments has been hedged with trading derivatives. An accounting mismatch would arise if the structured investments were accounted for at amortised cost, because the related derivatives are measured at fair value with changes in the fair value recognised in the statements of income. By designating the structured investments at fair value, the movement in the fair value of the structured investments will also be recognised in the statement of income.
- Applies to groups of financial liabilities that are managed, and their performance evaluated, on a fair value basis in accordance with a documented risk management or investment strategy; and
- Relates to financial liabilities containing one or more embedded derivatives that significantly modify the cash flows resulting from those financial instruments.

The fair value designation, once made is irrevocable. Designated financial liabilities are recognised when the Group and the Bank enter into the contractual provisions of the arrangements with counterparties, which is generally on trade date, and are normally derecognised when extinguished (liabilities). Measurement is initially at fair value, with transaction costs taken to the statements of income. Subsequently, the fair values are remeasured, and gains and losses from changes therein are recognised in the statements of income.

Upon adoption of MFRS 9, the component of fair value changes relating to the Group's own credit risk is recognised in OCI. Amounts recorded in OCI related to credit risk are not subject to recycling to profit or loss, but are transferred to retained earnings when realised.

## **Summary of Significant Accounting Policies for the financial year ended 31 December 2019 (Continued)**

### **F Financial liabilities (Continued)**

#### **(a) Financial liabilities at fair value through profit or loss (Continued)**

The Group determines the amount of fair value changes which are attributable to credit risk, by first determining the changes due to market conditions which give rise to market risk, and then deducting those changes from the total change in fair value of the convertible debentures. Market conditions which give rise to market risk include changes in the benchmark profit rate. Fair value movements on the conversion option embedded derivative are excluded from the assessment of market risk fair value changes.

The Group believes that this approach most faithfully represents the amount of change in fair value due to the Group's own credit risk, as the changes in factors contributing to the fair value of the items other than the changes in the benchmark profit rate are not deemed to be significant.

#### **(b) Financial liabilities at amortised cost**

Financial liabilities that are not classified as fair value through profit or loss fall into this category and are measured at amortised cost. The financial liabilities measured at amortised cost are deposits from customers, investment accounts of customers, deposits and placements of banks and other financial institutions, sundry creditors, collateral pledged for derivative transactions, Sukuks, subordinated Sukuk, lease liabilities and recourse obligations on loans and financing sold to Cagamas.

Deposit from customers consists of Tawarruq vis-à-vis Commodity Murabahah, Mudharabah and Qard contracts.

Investment accounts of customers and investment accounts due to designated financial institutions consist of Mudharabah contracts.

### **G Derecognition of financial assets and financial liabilities**

Financial assets are derecognised when the contractual rights to receive the cash flows from these assets have ceased to exist or the assets have been transferred and substantially all the risks and rewards of ownership of the assets are also transferred (that is, if substantially all the risks and rewards have not been transferred, the Group and the Bank test control to ensure that continuing involvement on the basis of any retained powers of control does not prevent derecognition). Financial liabilities are derecognised when they have been redeemed or otherwise extinguished.

## **Summary of Significant Accounting Policies for the financial year ended 31 December 2019 (Continued)**

### **G Derecognition of financial assets and financial liabilities (Continued)**

Collateral furnished by the Group and the Bank under standard repurchase agreements transactions is not derecognised because the Group and the Bank retain substantially all the risks and rewards on the basis of the predetermined repurchase price, and the criteria for de-recognition are therefore not met.

### **H Offsetting financial instruments**

Financial assets and liabilities are offset and the net amount reported in the statement of financial position when there is legally enforceable right to offset the recognised amounts and there is an intention to settle on a net basis or realise the asset and settle the liability simultaneously.

### **I Impairment of financial assets**

The Group and the Bank assess on a forward looking basis the expected credit losses (“ECL”) associated with its financial assets carried at amortised cost, FVOCI and with the exposure arising from financing commitments and financial guarantee contracts. The impairment methodology applied depends on whether there has been a significant increase in credit risk.

- (i) Financial assets accounted for at amortised cost, FVOCI and with the exposure arising from financing commitments and financial guarantee contracts.

The Group and the Bank use general 3-stage approach for financial assets accounted for at amortised cost, FVOCI and with the exposure arising from financing commitments and financial guarantee contracts which reflect their credit risk and how the ECL is determined for each of those categories.

A summary of the assumptions underpinning the Group’s and the Bank’s expected credit loss model is as follows:

- (a) Stage 1: 12-months ECL

Stage 1 includes financial assets which have not had a significant increase in credit risk since initial recognition or which have low credit risk at reporting date. 12-month ECL is recognised and profit income is calculated on the gross carrying amount of the financial assets.

- (b) Stage 2: Lifetime ECL – not credit impaired

Stage 2 includes financial assets which have had a significant increase in credit risk since initial recognition (unless they have low credit risk at the reporting date) but do not have objective evidence of impairment. Lifetime ECL is recognised and profit income is calculated on the gross carrying amount of the financial assets.



## **Summary of Significant Accounting Policies for the financial year ended 31 December 2019 (Continued)**

### **I Impairment of financial assets (Continued)**

- (i) Financial assets accounted for at amortised cost and FVOCI and with the exposure arising from financing commitments and financial guarantee contracts. (Continued)

(c) Stage 3: Lifetime ECL – credit impaired

Stage 3 includes financial assets that have objective evidence of impairment at the reporting date. Lifetime ECL is recognised and profit income is calculated on the net carrying amount of the financial assets.

The Group and the Bank account for their credit risk by appropriately providing for ECL on a timely basis. In calculating the ECL rates, the Group and the Bank consider historical loss rates for each category of customers, and adjusts for forward looking macroeconomic data.

- (ii) Other assets

The Group and the Bank apply simplified approach as permitted by MFRS 9, which requires an entity to recognise a loss allowance based on lifetime ECL at each reporting date. MFRS 9 allows the use of practical expedients when measuring ECL and states that a provision matrix is an example of such expedient for trade receivables. An entity that applies a provision matrix may use historical loss experience on its trade receivables, and adjust historical loss rates to reflect information about current conditions and reasonable and supportable forecasts of future economic conditions.

## **CIMB Islamic Bank Berhad**

(Incorporated in Malaysia)

### **Summary of Significant Accounting Policies for the financial year ended 31 December 2019 (Continued)**

#### **J Property, plant and equipment**

Property, plant and equipment are initially stated at cost, less accumulated depreciation and accumulated impairment losses.

Cost includes expenditure that is directly attributable to the acquisition of the items. Subsequent costs are included in the asset's carrying amount or recognised as a separate asset, as appropriate, only when it is probable that future economic benefits associated with the item will flow to the Group and the Bank and the cost of the item can be measured reliably. The carrying amount of the replaced part is derecognised. All other repairs and maintenance costs are charged to the statement of income during the financial period in which they are incurred.

Capital work-in-progress are not depreciated. Other property, plant and equipment are depreciated on a straight line basis to allocate the cost of the assets to their residual values over their estimated useful lives, summarised as follows:

Renovations	5 – 10 years or over the period of the tenancy, whichever is shorter
Office equipment, furniture and fittings	
- Office equipment	3 – 10 years
- Furniture and fittings	5 – 10 years
General plant and machinery	5 years
Computer equipment and hardware	
- Servers and hardware	3 – 7 years
- ATM machine	5 – 10 years
Motor vehicles	5 years

## **Summary of Significant Accounting Policies for the financial year ended 31 December 2019 (Continued)**

### **J Property, plant and equipment (Continued)**

Depreciation on capital work-in-progress commences when the assets are ready for their intended use. The assets' residual values and useful lives are reviewed, and adjusted if appropriate, at the end of each reporting period.

Property, plant and equipment are reviewed for impairment at the end of each reporting period and whenever events or changes in circumstances indicate that the carrying amount may not be recoverable. Where the carrying amount of an asset is greater than its estimated recoverable amount, it is written down to its recoverable amount.

Gains and losses on disposals are determined by comparing proceeds with the carrying amounts and are included in other operating income.

#### *Accounting policies applied from 1 January 2019*

From 1 January 2019, leased assets are presented as a separate line item in statement of financial position. See Note L on right-of-use assets for these assets.

### **K Intangible assets**

#### **(a) Goodwill**

Goodwill arises from a business combination and represents the excess of the aggregate of fair value of consideration transferred, the amount of any non-controlling interest in the acquiree and the fair value of any previous equity interest in the acquiree over the fair value of the net identifiable assets acquired and liabilities assumed on the acquisition date. If the fair value of consideration transferred, the amount of non-controlling interest and the fair value of previously held interest in the acquiree are less than the fair value of the net identifiable assets of the acquiree, the resulting gain is recognised in profit or loss.

Goodwill is not amortised but it is tested for impairment annually or more frequently if events or changes in circumstances indicate that might be impaired, and carried at cost less accumulated impairment losses. For the purpose of impairment testing, goodwill acquired in a business combination is allocated to cash-generating units ("CGU"), or groups of CGUs, that is expected to benefit from the business combination in which goodwill arose, identified according to operating segment.

The carrying value of goodwill is compared to the recoverable amount, which is the higher of value in use and the fair value less costs of disposal. Any impairment is recognised immediately as an expense and is not subsequently reversed.

## **Summary of Significant Accounting Policies for the financial year ended 31 December 2019 (Continued)**

### **K Intangible assets (Continued)**

#### **(b) Other intangible assets**

Other intangible assets include computer software. Acquired computer software are capitalised on the basis of the costs incurred to acquire and bring to use the specific software.

Intangible assets that have an indefinite useful life, or are not yet ready for use, are tested for impairment annually. This impairment test may be performed at any time during the year, provided it is performed at the same time every year. An intangible asset recognised during the current period is tested before the end of the current year.

Intangible assets that have a finite useful life are stated at cost less accumulated amortisation and accumulated impairment losses, and are amortised over their estimated useful lives.

Intangible assets are amortised over their finite useful lives as follows:

Computer software	3 – 15 years
-------------------	--------------

### **L Leases – the Group and the Bank as lessee**

#### **(a) Finance lease**

Assets purchased under lease which in substance transfers the risks and benefits of ownership of the assets to the Group and the Bank are capitalised under property, plant and equipment. The assets and the corresponding lease obligations are recorded at the lower of the present value of the minimum lease payments or the fair value of the leased assets at the beginning of the lease term. Such leased assets are subject to depreciation on the same basis as other property, plant and equipment.

Leases which do not meet such criteria are classified as operating leases and the related rentals are charged to the statement of income.

#### **(b) Operating lease**

Leases of assets under which all the risks and benefits of ownership are retained by the lessor are classified as operating leases. Payments made under operating leases are charged to the statement of income on a straight-line basis over the period of the lease.

When an operating lease is terminated before the lease period has expired, any payment required to be made to the lessor by way of compensation (ta'widh) is recognised as an expense in the period in which termination takes place.

## **Summary of Significant Accounting Policies for the financial year ended 31 December 2019 (Continued)**

### **L Leases – the Group and the Bank as lessee (Continued)**

*Accounting policies applied from 1 January 2019*

From 1 January 2019, leases are recognised as right-of-use (“ROU”) asset and a corresponding liability at the date on which the leased asset is available for use by the Group (i.e. the commencement date).

Contracts may contain both lease and non-lease components. The Group allocates the consideration in the contract to the lease and non-lease components based on their relative stand-alone prices.

#### **Lease term**

In determining the lease term, the Group considers all facts and circumstances that create an economic incentive to exercise an extension option, or not to exercise a termination option. Extension options (or periods after termination options) are only included in the lease term if the lease is reasonably certain to be extended (or not to be terminated).

The Group reassess the lease term upon the occurrence of a significant event or change in circumstances that is within the control of the Group and affects whether the Group is reasonably certain to exercise an option not previously included in the determination of lease term, or not to exercise an option previously included in the determination of lease term. A revision in lease term results in remeasurement of the lease liabilities. See accounting policy below on reassessment of lease liabilities.

#### **ROU assets**

ROU assets are initially measured at cost comprising the following:

- The amount of the initial measurement of lease liability;
- Any lease payments made at or before the commencement date less any lease incentive received;
- Any initial direct costs; and
- Decommissioning or restoration costs.

ROU assets that are not investment properties are subsequently measured at cost, less accumulated depreciation and impairment loss (if any). The ROU assets are generally depreciated over the shorter of the asset’s useful life and the lease term on a straight-line basis. If the Group is reasonably certain to exercise a purchase option, the ROU asset is depreciated over the underlying asset’s useful life. In addition, the ROU assets are adjusted for certain remeasurement of the lease liabilities.

## **Summary of Significant Accounting Policies for the financial year ended 31 December 2019 (Continued)**

### **L Leases – the Group and the Bank as lessee (Continued)**

*Accounting policies applied from 1 January 2019 (Continued)*

#### **Lease liabilities**

Lease liabilities are initially measured at the present value of the lease payments that are not paid at that date. The lease payments include the following:

- Fixed payments (including in-substance fixed payments), less any lease incentive receivable;
- Amounts expected to be payable by the Group under residual value guarantees;
- The exercise price of a purchase and extension options if the group is reasonably certain to exercise that option; and
- Payments of penalties for terminating the lease, if the lease term reflects the Group exercising that option.

Lease payments are discounted using the profit rate implicit in the lease. If that rate cannot be readily determined, which is generally the case for leases in the Group, an incremental financing rate is used in determining the discount rate which assumes the profit rate that the Group would have to pay to obtain financing over a similar term, the funds necessary to obtain the asset.

Lease payments are allocated between principal and finance cost. The finance cost is charged to profit or loss over the lease period so as to produce a constant periodic rate of profit on the remaining balance of the liability for each period.

The Group presents the lease liabilities as a separate line item in the statement of financial position. Profit expense on the lease liability is presented under net financing income in the statement of income.

#### **Short term leases and leases of low value assets**

The Group elects to apply MFRS 16 recognition exemption such as short-term leases and leases for which the underlying asset is of low value. Short-term leases are leases with a lease term of 12 months or less with no purchase option. Low-value assets comprise IT equipment and small items of office furniture with value of RM20,000 (or equivalent to USD5,000) or below. Payments associated with short-term leases of equipment and vehicles and all leases of low value assets are recognised on a straight-line basis as an expense in profit or loss.

## **Summary of Significant Accounting Policies for the financial year ended 31 December 2019 (Continued)**

### **M Leases – the Group and the Bank as lessor**

As a lessor, the Group determines at lease inception whether each lease is a finance lease or an operating lease. To classify each lease, the Group makes an overall assessment of whether the lease transfers substantially all of the risks and rewards incidental to ownership of the underlying asset to the lessee. As part of this assessment, the Group considers certain indicators such as whether the lease is for the major part of the economic life of the asset.

#### **(a) Finance lease**

The Group classifies a lease as a finance lease if the lease transfers substantially all the risks and rewards incidental to ownership of an underlying asset to the lessee.

The Group derecognises the underlying asset and recognises a receivable at an amount equal to the net investment in a finance lease. Net investment in a finance lease is measured at an amount equal to the sum of the present value of lease payments from lessee and the unguaranteed residual value of the underlying asset. Initial direct costs are also included in the initial measurement of the net investment. The net investments is subject to MFRS 9 impairment. In addition, the Group reviews regularly the estimated unguaranteed residual value.

Lease income is recognised over the term of the lease using the net investment method so as to reflect a constant periodic rate of return. The Group revises the lease income allocation if there is a reduction in the estimated unguaranteed residual value.

#### **(b) Operating lease**

The Group classifies a lease as an operating lease if the lease does not transfer substantially all the risks and rewards incidental to ownership of an underlying asset to the lessee.

The Group recognises lease payments received under operating lease as lease income on a straight-line basis over the lease term. When assets are leased out under an operating lease, the asset is included in the statement of financial position based on the nature of the asset. Initial direct costs incurred in obtaining an operating lease are added to the carrying amount of underlying asset and recognised as an expense over the lease term on the same basis as lease income.

## **Summary of Significant Accounting Policies for the financial year ended 31 December 2019 (Continued)**

### **N Derivative financial instruments and hedge accounting**

Derivatives are initially recognised at fair value on the date on which a derivative contract is entered into and are subsequently remeasured at their fair values. Fair values are obtained from quoted market prices in active markets, including recent market transactions, and valuation techniques, including discounted cash flow models and option pricing models, as appropriate. All derivatives are carried as assets when fair value is positive and as liabilities when fair value is negative. Changes in the fair value of any derivatives that do not qualify for hedge accounting are recognised immediately in the statement of income.

The best evidence of fair value of a derivative at initial recognition is the transaction price (i.e. the fair value of the consideration given or received) unless the fair value of the instrument is evidenced by comparison with other observable current market transactions in the same instrument (i.e. without modification or repackaging) or based on a valuation technique whose variables include only data from observable markets. When such evidence exists, the Group and the Bank recognise the fair value of derivatives in the statement of income immediately.

The Group and the Bank designate certain derivatives to manage its exposure to foreign currency and profit rate risks. The instruments used included Islamic profit rate swap, cross currency profit rate swap and currency swap.

The Group documents at the inception of the hedging transaction the risk management objective & strategy and the economic relationship between hedging instruments and hedged items including whether the hedging instrument is expected to offset changes in cash flows of hedged items.

If the hedge ratio for risk management purposes is no longer optimal but the risk management objective remains unchanged and the hedge continues to qualify for hedge accounting, the hedge relationship will be rebalanced by adjusting either the volume of the hedging instrument or the volume of the hedged item so that the hedge ratio aligns with the ratio used for risk management purposes. Any hedge ineffectiveness is calculated and accounted for in profit or loss at the time of the hedge relationship rebalancing.

The fair values of various derivative financial instruments used for hedging purposes are disclosed in Note 24.



## **Summary of Significant Accounting Policies for the financial year ended 31 December 2019 (Continued)**

### **N Derivative financial instruments and hedge accounting (Continued)**

#### **(a) Fair value hedge**

Changes in the fair value of derivatives that are designated and qualified as fair value hedges are recorded in the statement of income, together with any changes in the fair value of the hedged assets or liabilities that are attributable to the hedged risk.

If the hedge no longer meets the criteria for hedge accounting, the adjustment to the carrying amount of a hedged item is amortised to the statement of income over the period to maturity based on recalculated effective profit rate method over the period to maturity. The adjustment to the carrying amount of a hedged equity security remains as part of the carrying amount until the disposal of the equity security.

#### **(b) Cash flow hedge**

The effective portion of changes in the fair value of derivatives that are designated and qualified as cash flow hedges are recognised in equity. The gain and loss relating to the ineffective portion is recognised immediately in the statement of income. Amounts accumulated in equity are recycled to the statement of income in the periods in which the hedged item will affect the statement of income.

When a hedging instrument expires or is sold, or when a hedge no longer meets the criteria for hedge accounting, any cumulative gain or loss existing in equity at that time remains in equity and is recognised when the forecast transaction is ultimately recognised in the statement of income. When a forecast transaction is no longer expected to occur, the cumulative gain or loss that was reported in equity is immediately transferred to the statement of income.

#### **(c) Net investment hedge**

Hedges of net investments in foreign operations are accounted for similarly to cash flow hedges. When forward contracts are used to hedge net investment in foreign operations, the Group generally designates only the change in fair value of the forward contract related to the spot component as the hedging instrument. Any gain or loss on the hedging instrument relating to the effective portion of the hedge is recognised in equity. The gain or loss relating to the ineffective portion is recognised immediately in the statement of income. The change in the forward element of the contract that relates to the hedged item is recognised in other comprehensive income and accumulated in costs of hedging reserve within equity.

Gains and losses accumulated in the equity are recycled to the statement of income when the foreign operation is partially disposed or sold.

## **Summary of Significant Accounting Policies for the financial year ended 31 December 2019 (Continued)**

### **O Currency translations**

#### **(a) Functional and presentation currency**

Items included in the Financial Statements of each of the Group's entities are measured using the currency of the primary economic environment in which the entity operates ("the functional currency"). The Financial Statements are presented in Ringgit Malaysia, which is the Group's and the Bank's functional and presentation currency.

#### **(b) Foreign currency transactions and balances**

Foreign currency transactions are translated into the functional currency using the exchange rates prevailing at the dates of the transactions or valuation where items are remeasured. Foreign exchange gains and losses resulting from the settlement of such transactions and from the translation at year-end exchange rates of monetary assets and liabilities denominated in foreign currencies are recognised in the statement of income, except when deferred in equity as qualifying cash flow hedges and qualifying net investment hedges.

Changes in the fair value of monetary securities denominated in foreign currency classified as debt instruments at fair value through other comprehensive income are analysed between translation differences resulting from changes in the amortised cost of the security and other changes in the carrying amount of the security. Translation differences related to changes in the amortised cost are recognised in statement of income, and other changes in the carrying amount are recognised in equity.

Non-monetary items that are measured at fair value in a foreign currency are translated using the exchange rates at the date when the fair value was determined. Translation differences on assets and liabilities carried at fair value are reported as part of the fair value gain or loss. Translation differences on non-monetary financial assets and liabilities, such as equity instruments at fair value through profit or loss, are reported as part of the fair value gain or loss. Translation differences on non-monetary financial assets such as equities classified as fair value through other comprehensive income are included in the revaluation reserve of equity instruments at fair value through other comprehensive income.

## **Summary of Significant Accounting Policies for the financial year ended 31 December 2019 (Continued)**

### **P Income and deferred taxes**

The tax expense for the period comprises current and deferred tax. Tax is recognised in statement of income, except to the extent that it relates to items recognised in other comprehensive income or directly in equity. In this case, the tax is recognised in other comprehensive income or directly in equity, respectively.

Current tax expense is determined according to the tax laws of Malaysia and includes all taxes based upon the taxable profits.

Deferred income tax is recognised in full, using the liability method, on temporary differences arising between the tax bases of assets and liabilities and their carrying amounts in the Financial Statements. However, deferred income tax is not accounted for if it arises from initial recognition of an asset or liability in a transaction other than a business combination that at the time of the transaction affects neither accounting nor taxable profit nor loss.

Deferred tax assets are recognised to the extent that it is probable that future taxable profits will be available against which the temporary differences unused tax losses can be utilised.

Deferred income tax is recognised on temporary differences arising on investments in subsidiaries, associates and joint ventures except where the timing of the reversal of the temporary difference can be controlled by the Group and it is probable that the temporary difference will not reverse in the foreseeable future.

Deferred income tax related to fair value re-measurement of debt instruments at fair value through other comprehensive income and equity instruments at fair value through other comprehensive income, which is charged or credited directly to equity, is also credited or charged directly to equity and is subsequently recognised in the statement of income together with deferred gain or loss.

Deferred income tax is determined using tax rates (and tax laws) that have been enacted at the end of each reporting period and are expected to apply when the related deferred tax asset is realised or the deferred tax liability is settled.

Deferred income tax assets and liabilities are offset when there is a legally enforceable right to offset current tax assets against current tax liabilities and when the deferred income tax assets and liabilities relate to taxes levied by the same taxation authority on either the taxable entity or different taxable entities where there is an intention to settle the balances on a net basis.

# **CIMB Islamic Bank Berhad**

(Incorporated in Malaysia)

## **Summary of Significant Accounting Policies for the financial year ended 31 December 2019 (Continued)**

### **Q Share capital**

#### **(a) Classification**

Ordinary shares and non-redeemable preference shares with discretionary dividends are classified as equity. Other shares are classified as equity and/or liability according to the economic substance of the contractual arrangement of the particular instrument.

#### **(b) Share issue costs**

Incremental external costs directly attributable to the issue of new shares or options are shown in equity as a deduction, net of tax, from the proceeds.

#### **(c) Dividends**

Dividends on ordinary shares and non-redeemable preference shares with discretionary dividends are recognised as a liability when the shareholders' right to receive the dividend is established.

Distributions to holders of a financial instrument classified as an equity instrument are charged directly to equity

### **R Employee benefits**

#### **(a) Short-term employee benefits**

The Group and the Bank recognise a liability and an expense for bonuses. The Group and the Bank recognise a provision where contractually obliged or where there is a past practice that has created a constructive obligation.

Wages, salaries, paid annual leave, bonuses, and non-monetary benefits are accrued in the period in which the associated services are rendered by employees of the Group and the Bank.

#### **(b) Post employment benefits**

##### *Defined contribution plans*

A defined contribution plan is a pension plan under which the Group and the Bank pay fixed contributions into a separate entity (a fund) and will have no legal or constructive obligations to pay further contributions if the fund does not hold sufficient assets to pay all employees benefits relating to employee service in the current and prior periods.

## **Summary of Significant Accounting Policies for the financial year ended 31 December 2019 (Continued)**

### **R Employee benefits (Continued)**

#### **(b) Post employment benefits (Continued)**

##### *Defined contribution plans(Continued)*

The Group's and the Bank's contributions to a defined contribution plan are charged to the statement of income. Once the contributions have been paid, the Group and the Bank have no further payment obligations. Prepaid contributions are recognised as an asset to the extent that a cash refund or a reduction in the future payments is available.

#### **(c) Other long-term employee benefits**

The cost of long-term employee benefits (for example, long-term service leave) is accrued to match the rendering of services by the employees concerned using an accounting methodology similar to that for defined benefit plans for the liability which is not expected to be settled within 12 months, except that remeasurements are recognised immediately in profit or loss.

#### **(d) Termination benefits**

Termination benefits are payable whenever an employee's employment is terminated before the normal retirement date or whenever an employee accepts voluntary redundancy in exchange for these benefits. The Group and the Bank recognise termination benefits at the earlier of the following dates:

- (a) when the Group and the Bank can no longer withdraw the offer of those benefits; and
- (b) when the entity recognises costs for a restructuring that is within the scope of MFRS 137 and involves the payment of termination benefits.

In the case of an offer made to encourage voluntary redundancy, the termination benefits are measured based on the number of employees expected to accept the offer. Benefits falling due more than 12 months after the end of the reporting period are discounted to their present value.

## **Summary of Significant Accounting Policies for the financial year ended 31 December 2019 (Continued)**

### **R Employee benefits (Continued)**

#### **(e) Share-based compensation benefits**

##### *Employee Ownership Plan (“EOP”)*

CIMB Group operates an equity-settled, share-based compensation plan, where ordinary shares of CIMB Group are purchased from the market at market value and awarded to the eligible executive employees.

The cost of equity-settled transactions is recognised, together with a corresponding increase in equity, over the period in which the performance and/or service conditions are fulfilled, ending on the date on which the award is fully released to relevant employees (‘the final release date’). The fair value of the employee services received in exchange for the grant of the shares is recognised as an expense in statement of income over the period of release, based on the best available estimate of the number of shares expected to be released at each of the relevant release date. On the final release date, the estimate will be revised to equal the actual number of shares that are ultimately released to the employees.

### **S Impairment of non-financial assets**

Assets that have an indefinite useful life are not subject to amortisation and are tested annually for impairment. Assets that are subject to amortisation are reviewed for impairment whenever events or changes in circumstances indicate that the carrying amount may not be recoverable. An impairment loss is recognised for the amount by which the carrying amount of the asset exceeds its recoverable amount. The recoverable amount is the higher of an asset’s fair value less costs to sell and value in use. For the purpose of assessing impairment, assets are grouped at the lowest levels for which there are separately identifiable cash flows (“cash-generating units”). Non financial assets other than goodwill that suffered impairment are reviewed for possible reversal of the impairment at each reporting date.

The impairment loss is charged to the statement of income unless it reverses a previous revaluation in which case it is charged to the revaluation surplus. Impairment losses on goodwill are not reversed. In respect of other assets, any subsequent increase in recoverable amount is recognised in the statements of income unless it reverses an impairment loss on a revalued asset in which case it is taken to revaluation surplus.

## **Summary of Significant Accounting Policies for the financial year ended 31 December 2019 (Continued)**

### **T Provisions**

Provisions are recognised by the Group and the Bank when all of the following conditions have been met:

- (i) the Group and the Bank have a present legal or constructive obligation as a result of past events;
- (ii) it is probable that an outflow of resources to settle the obligation will be required; and
- (iii) a reliable estimate of the amount of obligation can be made.

Provisions are not recognised for future operating losses.

Where there are a number of similar obligations, the likelihood that an outflow will be required in settlement is determined by considering the class of obligations as a whole. A provision is recognised even if the likelihood of an outflow with respect to any one item included in the same class of obligations may be small.

Provisions are measured at the present values of the expenditures expected to be required to settle the obligation using a pre-tax rate that reflects current market assessments of the time value of money and risks specific to the obligation. The increase in the provision due to passage of time is recognised as a profit expense.

### **U Financial guarantee contracts**

Financial guarantee contracts are contracts that require the Group and the Bank to make specified payments to reimburse the holder for a loss it incurs because a specified customer fails to make payments when due, in accordance with the terms of an instrument. Such financial guarantees are given to banks, financial institutions and other bodies on behalf of customers to secure financing and other banking facilities.

Financial guarantee contracts are recognised as a financial liability at the time the guarantee is issued. The liability is initially measured at fair value. The fair value of financial guarantees is determined as the present value of the difference in net cash flows between the contractual payments under the debt instrument and the payments that would be required without the guarantee, or the estimated amount that would be payable to a third party for assuming the obligations.

Subsequent to initial recognition, financial guarantee contracts are subsequently measured at the higher of the amount determined in accordance with the expected credit loss model under MFRS 9 “Financial instruments” and the amount initially recognised less cumulative amount of income recognised in accordance with the principles of MFRS 15 “Revenue from Contracts with Customers”, where appropriate.

## **CIMB Islamic Bank Berhad**

(Incorporated in Malaysia)

### **Summary of Significant Accounting Policies for the financial year ended 31 December 2019 (Continued)**

#### **U Financial guarantee contracts (Continued)**

Any increase in the liability relating to guarantees is reported in the statement of income within ECL for commitments and contingencies.

#### **V Cash and cash equivalents**

Cash and cash equivalents consist of cash in hand, bank balances and deposit placements maturing within one month.

#### **W Segment reporting**

Operating segments are reported in a manner consistent with the internal reporting provided to the chief operating decision-maker. The chief operating decision-maker is the person or group that allocates resources to and assesses the performance of the operating segments of an entity. The Group has determined the Group Executive Committee as its chief operating decision-maker.

Intra-segment revenue and costs are eliminated at head office. Income and expenses directly associated with each segment are included in determining business segment performance.

#### **X Contingent assets and contingent liabilities**

Contingent assets arise from unplanned or other unexpected events that give rise to the possibility of an inflow of economic benefits to the Group and the Bank. As this may result in the recognition of income that may never be realised, contingent assets are not recognised in the Group's Financial Statements but disclosed where inflows of economic benefits are probable but not virtually certain.

Contingent liabilities, which do not include financial guarantee contracts are possible obligations that arise from past events whose existence will be confirmed only by the occurrence, or non-occurrence, of one or more uncertain future events not wholly within the control of the Group and the Bank; or are present obligations that have arisen from past events but are not recognised because it is not probable that settlement will require the outflow of economic benefits, or because the amount of the obligations cannot be reliably measured.



## **CIMB Islamic Bank Berhad**

(Incorporated in Malaysia)

### **Summary of Significant Accounting Policies for the financial year ended 31 December 2019 (Continued)**

#### **X Contingent assets and contingent liabilities (Continued)**

Contingent liabilities are not recognised in the Financial Statements but are disclosed unless the probability of settlement is remote.

#### **Y Investment Accounts**

This category comprises restricted and unrestricted investment accounts. The placements from investment accounts that are used to fund specific financing are called Restricted Profit Sharing Investment Accounts (“RPSIA”). The RPSIA and unrestricted investment accounts are a contract based on the Shariah concept of Mudharabah between two parties, i.e. investor and entrepreneur to finance a business venture where the investor provides capital and the business venture is managed solely by the entrepreneur. The profit of the business venture will be shared based on pre-agreed ratios with the Bank as Mudharib (manager or manager of funds), and losses shall be borne solely by investors.

**CIMB Islamic Bank Berhad**

(Incorporated in Malaysia)

## Notes to the Financial Statements

### for the financial year ended 31 December 2019

#### 1 General information

The Bank is principally engaged in all aspects of Islamic banking and finance business and in the provision of related financial services. The principal activities of the significant subsidiaries as set out in Note 14 in the Financial Statements are providing Islamic nominee and custody services. Islamic banking and finance business refers generally to the acceptance of deposits and granting of financing and all other activities allowed under the Islamic Financial Services Act, 2013 done in accordance with Shariah.

The immediate holding company of the Bank is CIMB Bank Berhad, a licensed bank incorporated in Malaysia and the Directors regard CIMB Group Holdings Berhad ("CIMB Group"), a quoted company incorporated in Malaysia, as the Bank's ultimate holding company.

The Bank is a licensed Islamic Bank under the Islamic Financial Services Act, 2013, incorporated and domiciled in Malaysia.

The address of the Bank's registered office is at 13<sup>th</sup> Floor, Menara CIMB, Jalan Stesen Sentral 2, Kuala Lumpur Sentral, 50470 Kuala Lumpur.

The Bank's principal place of business is at 17<sup>th</sup> Floor, Menara CIMB, Jalan Stesen Sentral 2, Kuala Lumpur Sentral, 50470 Kuala Lumpur.

#### 2 Cash and short-term funds

Note	The Group		The Bank	
	31 December	31 December	31 December	31 December
	2019	2018	2019	2018
	RM'000	RM'000	RM'000	RM'000
Cash and balances with banks and other financial institutions	70,647	146,961	70,601	146,915
Money at call and deposit placements maturing within one month	7,661,403	10,294,201	7,661,403	10,294,201
	<u>7,732,050</u>	<u>10,441,162</u>	<u>7,732,004</u>	<u>10,441,116</u>
Expected credit losses	3	(20)	-	(20)
	<u>7,732,050</u>	<u>10,441,142</u>	<u>7,732,004</u>	<u>10,441,096</u>

**CIMB Islamic Bank Berhad**

(Incorporated in Malaysia)

## Notes to the Financial Statements

### for the financial year ended 31 December 2019 (Continued)

### 3 Deposits and placements with banks and other financial institutions

	The Group and the Bank	
	31 December 2019 RM'000	31 December 2018 RM'000
Licensed banks	-	483,850
Other financial institutions	-	-
	<hr/>	<hr/>
	-	483,850
Expected credit losses	-	(165)
	<hr/>	<hr/>
	-	483,685
	<hr/>	<hr/>

Expected credit losses movement for money at call and deposits and placements with banks and other financial institutions:

	12-month expected credit losses (Stage 1) RM'000	Lifetime expected credit losses - not credit impaired (Stage 2) RM'000	Lifetime expected credit losses - Credit impaired (Stage 3) RM'000	Total RM'000
The Group and the Bank				
At 1 January 2019	185	-	-	185
Total charge to Income Statement:	(185)	-	-	(185)
New financial assets originated	447	-	-	447
Financial assets that have been derecognised	(72)	-	-	(72)
Change in credit risk	(560)	-	-	(560)
At 31 December 2019	-	-	-	-

	12-month expected credit losses (Stage 1) RM'000	Lifetime expected credit losses - not credit impaired (Stage 2) RM'000	Lifetime expected credit losses - Credit impaired (Stage 3) RM'000	Total RM'000
The Group and the Bank				
At 1 January 2018	15	-	-	15
Total charge to Income Statement:	165	-	-	165
New financial assets originated	896	-	-	896
Financial assets that have been derecognised	(232)	-	-	(232)
Change in credit risk	(499)	-	-	(499)
Other movements	5	-	-	5
At 31 December 2018	185	-	-	185

**CIMB Islamic Bank Berhad**

(Incorporated in Malaysia)

## Notes to the Financial Statements

### for the financial year ended 31 December 2019 (Continued)

#### 4 Financial investments at fair value through profit or loss

The Group and the Bank	
31 December	31 December
2019	2018
RM'000	RM'000
<b>Money market instruments</b>	
<b>Unquoted:</b>	
Malaysian Government treasury bills	8,582
Islamic negotiable instruments of deposits	2,492,770
Government Investment Issues	1,261,461
Islamic Cagamas bonds	25,221
Islamic Commercial Paper	1,193,234
	<u>4,981,268</u>
	2,881,964
<b>Unquoted securities:</b>	
<u>In Malaysia</u>	
Corporate sukuk	67,764
	<u>43,380</u>
	<u>5,049,032</u>
	<u>2,925,344</u>

#### 5 Debt instruments at fair value through other comprehensive income

The Group and the Bank	
31 December	31 December
2019	2018
RM'000	RM'000
<b>Money market instruments</b>	
<b>Unquoted:</b>	
Government Investment Issues	700,678
Islamic Cagamas bonds	76,277
Malaysian Government Sukuk	-
Islamic Commercial Papers	101,839
	<u>878,794</u>
	858,259
<b>Unquoted securities:</b>	
<u>In Malaysia</u>	
Corporate sukuk	2,701,955
	1,821,983
<u>Outside Malaysia</u>	
Corporate sukuk	35,597
	<u>76,305</u>
	<u>3,616,346</u>
	<u>2,756,547</u>

## Notes to the Financial Statements

### for the financial year ended 31 December 2019 (Continued)

#### 5 Debt instruments at fair value through other comprehensive income (Continued)

Expected credit losses movement for debt instruments at fair value through other comprehensive income:

The carrying amount of debt instruments at fair value through other comprehensive income is equivalent to their fair value. The loss allowance is recognised in other comprehensive income and does not reduce the carrying amount in the statement of financial position.

	12-month expected credit losses (Stage 1) RM'000	Lifetime expected credit losses - not credit impaired (Stage 2) RM'000	Lifetime expected credit losses - Credit impaired (Stage 3) RM'000	Total RM'000
<b>The Group and the Bank</b>				
<b>At 1 January 2019</b>	1,117	-	-	1,117
Changes in expected credit losses due to transferred within stages:	(49)	49	-	-
Transferred to Stage 1	-	-	-	-
Transferred to Stage 2	(49)	49	-	-
<b>Total charge to Income Statement:</b>	681	50	-	731
New financial assets purchased	8,698	-	-	8,698
Financial assets that have been derecognised	(170)	-	-	(170)
Change in credit risk	(7,847)	50	-	(7,797)
<b>At 31 December 2019</b>	1,749	99	-	1,848

	12-month expected credit losses (Stage 1) RM'000	Lifetime expected credit losses - not credit impaired (Stage 2) RM'000	Lifetime expected credit losses - Credit impaired (Stage 3) RM'000	Total RM'000
<b>The Group and the Bank</b>				
<b>At 1 January 2018</b>	570	-	-	570
Changes in expected credit losses due to transferred within stages:	7,445	(7,445)	-	-
Transferred to Stage 1	7,446	(7,446)	-	-
Transferred to Stage 2	(1)	1	-	-
<b>Total charge to Income Statement:</b>	(6,898)	7,445	-	547
New financial assets purchased	4,817	-	-	4,817
Financial assets that have been derecognised	(587)	-	-	(587)
Change in credit risk	(11,128)	7,445	-	(3,683)
<b>At 31 December 2018</b>	1,117	-	-	1,117

## Notes to the Financial Statements for the financial year ended 31 December 2019 (Continued)

### 5 Debt instruments at fair value through other comprehensive income (Continued)

#### Impact of movements in gross carrying amount on expected credit losses

##### 2019

Net expected credit losses (“ECL”) increased by RM731,000 for the Group and the Bank mainly due to recognition of gross carrying amounts (“GCA”) from new financial assets purchased, and derecognition of GCA for debt instruments at fair value through other comprehensive income from disposal and write-back of ECL from lower GCA from partial disposal.

##### 2018

Net expected credit losses (“ECL”) increased by RM547,000 for the Group and the Bank mainly due to recognition of gross carrying amounts (“GCA”) from new financial assets purchased, offset by lower ECL for GCA transferred from stage 2 to stage 1 during the financial year, and derecognition of GCA for debt instruments at fair value through other comprehensive income from disposal and write-back of ECL from lower GCA from partial disposal.

### 6 Equity instruments at fair value through other comprehensive income

	The Group and the Bank	
	31 December	31 December
	2019	2018
	RM'000	RM'000
Unquoted securities:		
In Malaysia		
Islamic Banking and Finance Institute Malaysia (IBFIM)	-	575

**CIMB Islamic Bank Berhad**

(Incorporated in Malaysia)

**Notes to the Financial Statements  
for the financial year ended 31 December 2019 (Continued)****7 Debt instruments at amortised cost**

	The Group and the Bank	
	31 December 2019 RM'000	31 December 2018 RM'000
<b>Money market instruments</b>		
<b>Unquoted:</b>		
Government Investment Issue	2,980,103	2,159,881
Islamic Cagamas bonds	60,651	40,326
Malaysian Government Sukuk	101,305	101,341
Commercial papers	49,203	-
	<u>3,191,262</u>	<u>2,301,548</u>
<b>Unquoted securities:</b>		
<u>In Malaysia</u>		
Corporate sukuk	4,888,542	4,238,405
Amortisation of premium net of accretion of discount	3,287	4,977
Less : Expected credit losses	<u>(395)</u>	<u>(207)</u>
	<u><u>8,082,696</u></u>	<u><u>6,544,723</u></u>

Expected credit losses movement for debt instruments at amortised cost:

The Group and the Bank	12-month expected credit losses (Stage 1) RM'000	Lifetime expected credit losses - not credit impaired (Stage 2) RM'000	Lifetime expected credit losses - Credit impaired (Stage 3) RM'000	Total RM'000
At 1 January 2019	207	-	-	207
Total charge to Income Statement:	188	-	-	188
New financial assets purchased	680	-	-	680
Change in credit risk	(492)	-	-	(492)
At 31 December 2019	<u>395</u>	<u>-</u>	<u>-</u>	<u>395</u>

## Notes to the Financial Statements for the financial year ended 31 December 2019 (Continued)

### 7 Debt instruments at amortised cost (Continued)

Expected credit losses movement for debt instruments at amortised cost: (Continued)

	12-month expected credit losses (Stage 1) RM'000	Lifetime expected credit losses - not credit impaired (Stage 2) RM'000	Lifetime expected credit losses - Credit impaired (Stage 3) RM'000	Total RM'000
<b>The Group and the Bank</b>				
<b>At 1 January 2018</b>	383	-	-	383
Changes in expected credit losses due to transferred within stages:				
Transferred to Stage 2	(46)	46	-	-
	(46)	46	-	-
<b>Total charge to Income Statement:</b>	(130)	(46)	-	(176)
New financial assets purchased	935	-	-	935
Financial assets that have been derecognised (Writeback) in respect of full recoveries	(23)	(155)	-	(178)
	-	-	-	-
Change in credit risk	(1,042)	109	-	(933)
<b>At 31 December 2018</b>	207	-	-	207

### Impact of movements in gross carrying amount on expected credit losses

#### 2019

The net ECL increased by RM188,000 for the Group and the Bank is mainly due to recognition of gross carrying amounts (“GCA”) from new financial assets purchased, and write-back of ECL from lower GCA from partial disposal.

#### 2018

The net ECL decreased by RM176,000 for the Group and the Bank is mainly due to derecognition of gross carrying amounts (“GCA”) for debt instruments at amortised cost from disposal and write-back of ECL from lower GCA from partial disposal and lower ECL for GCA transferred from stage 2 to stage 1, offset by recognition of GCA from new financial assets purchased.



**CIMB Islamic Bank Berhad**

(Incorporated in Malaysia)

**Notes to the Financial Statements  
for the financial year ended 31 December 2019 (Continued)****8 Financing, advances and other financing/loans**

31 December 2019

At amortised cost:

The Group and the Bank

	Sale-based contracts					Lease-based contracts		Loan contract	Others	Total
	Murabahah	Bai' Bithaman Ajil	Bai' al-'inah	Bai' al-Dayn	Tawarruq	Ijarah Muntahiah Bi al-Tamlik*	Al-Ijarah Thumma Al-Bai#	Qard	Ujrah	
	RM'000	RM'000	RM'000	RM'000	RM'000	RM'000	RM'000	RM'000	RM'000	RM'000
Cash line^	-	1,844	318	-	1,231,210	-	-	5,910	-	1,239,282
Term financing										
House Financing	-	5,236,376	-	-	16,450,891	1,276,449	-	-	-	22,963,716
Syndicated Financing	-	-	51,777	-	2,147,361	-	-	-	-	2,199,138
Hire purchase receivables	-	-	-	-	-	-	9,036,064	-	-	9,036,064
Other term financing	-	1,265,890	5,144,668	-	30,090,750	49,203	-	-	-	36,550,511
Bills receivable	462,648	-	-	26,957	-	-	-	-	-	489,605
Islamic trust receipts	95,737	-	-	-	-	-	-	-	-	95,737
Claims on customers under acceptance credits	875,221	-	-	109,039	-	-	-	-	-	984,260
Staff financing**	-	-	-	-	147,832	-	-	-	-	147,832
Credit card receivables	-	-	-	-	-	-	-	-	149,029	149,029
Revolving credits	-	-	-	-	5,384,472	-	-	-	-	5,384,472
Gross financing, advances and other financing/loans, at amortised cost	1,433,606	6,504,110	5,196,763	135,996	55,452,516	1,325,652	9,036,064	5,910	149,029	79,239,646

Fair value changes arising from fair value hedge

9,075

Less: Expected credit losses

79,248,721

(434,648)

Net financing, advances and other financing/loans, at amortised cost

78,814,073

# CIMB Islamic Bank Berhad

(Incorporated in Malaysia)

## Notes to the Financial Statements for the financial year ended 31 December 2019 (Continued)

### 8 Financing, advances and other financing/loans (Continued)

31 December 2019

At fair value through profit or loss:

Term financing  
Syndicated Financing  
Gross financing, advances and other financing/loans,  
at fair value through profit or loss

The Group and the Bank									
Sale-based contracts					Lease-based contracts		Loan contract	Others	
Murabahah	Bai' Bithaman Ajil	Bai' al-'inah	Bai' al-Dayn	Tawarruq	Ijarah Muntahiah Bi al-Tamlik*	Al-Ijarah Thumma Al-Bai'#	Qard	Ujrah	Total
RM'000	RM'000	RM'000	RM'000	RM'000	RM'000	RM'000	RM'000	RM'000	RM'000
-	-	-	-	200,181	-	-	-	-	200,181
-	-	-	-	200,181	-	-	-	-	200,181

Total net financing, advances and other financing/loans

79,014,254

^ Includes current account in excess

\* The Bank is the beneficial owner of the asset. The ownership of the asset will be transferred to the customer via sale at the end of the Ijarah financing.

#The Bank is the owner of the asset. The ownership of the asset will be transferred to the customer via sale at the end of the Ijarah financing.

\*\* Includes financing to Directors of the Group and the Bank amounting to RM1,894,546 (2018:RM1,958,011).

**CIMB Islamic Bank Berhad**

(Incorporated in Malaysia)

**Notes to the Financial Statements  
for the financial year ended 31 December 2019 (Continued)****8 Financing, advances and other financing/loans (Continued)**

31 December 2018

At amortised cost:

The Group and the Bank									
Sale-based contracts					Lease-based contracts		Loan contract	Others	
Murabahah	Bai' Bithaman Ajil	Bai' al-'inah	Bai' al-Dayn	Tawarruq	Ijarah Muntahiah Bi al-Tamlik*	Al-Ijarah Thumma Al-Bai'#	Qard	Ujrah	Total
RM'000	RM'000	RM'000	RM'000	RM'000	RM'000	RM'000	RM'000	RM'000	RM'000
Cash line^	5,704	-	-	891,257	-	-	1,455	-	898,416
Term financing									
House Financing	5,786,483	-	-	11,099,048	1,357,811	-	-	-	18,243,342
Syndicated Financing	-	162,279	-	1,858,778	7,450	-	-	-	2,028,507
Hire purchase receivables	-	-	-	-	-	7,423,573	-	-	7,423,573
Other term financing	1,484,968	6,982,666	-	25,329,083	52,570	-	-	-	33,849,287
Bills receivable	5,075	-	21,062	-	-	-	-	-	26,137
Islamic trust receipts	105,196	-	-	-	-	-	-	-	105,196
Claims on customers under acceptance credits	1,031,893	-	80,964	-	-	-	-	-	1,112,857
Staff financing**	-	-	-	114,300	-	-	-	-	114,300
Credit card receivables	-	-	-	-	-	-	-	137,325	137,325
Revolving credits	-	-	-	6,601,468	-	-	-	-	6,601,468
Share purchase financing	207	-	-	-	-	-	-	-	207
Gross financing, advances and other financing/loans, at amortised cost	1,142,371	7,277,155	7,144,945	102,026	45,893,934	1,417,831	7,423,573	1,455	70,540,615
Fair value changes arising from fair value hedge									32,732
Less: Expected credit losses									70,573,347
Net financing, advances and other financing/loans, at amortised cost									(446,186)
									70,127,161

# CIMB Islamic Bank Berhad

(Incorporated in Malaysia)

## Notes to the Financial Statements for the financial year ended 31 December 2019 (Continued)

### 8 Financing, advances and other financing/loans (Continued)

31 December 2018

At fair value through profit or loss:

Term financing

Syndicated Financing

Gross financing, advances and other financing/loans,  
at fair value through profit or loss

The Group and the Bank

Sale-based contracts					Lease-based contracts		Loan contract	Others	
Murabahah	Bai' Bithaman Ajil	Bai' al-'inah	Bai' al-Dayn	Tawarruq	Ijarah Muntahiah Bi al-Tamlik*	Al-Ijarah Thumma Al-Bai' #	Qard	Ujrah	Total
RM'000	RM'000	RM'000	RM'000	RM'000	RM'000	RM'000	RM'000	RM'000	RM'000
-	-	-	-	491,566	-	-	-	-	491,566
-	-	-	-	491,566	-	-	-	-	491,566

Total net financing, advances and other financing/loans

70,618,727

^ Includes current account in excess

\* The Bank is the beneficial owner of the asset. The ownership of the asset will be transferred to the customer via sale at the end of the Ijarah financing.

#The Bank is the owner of the asset. The ownership of the asset will be transferred to the customer via sale at the end of the Ijarah financing.

\*\* Includes financing to Directors of the Group and the Bank amounting to RM1,894,546 (2018:RM1,958,011).

# CIMB Islamic Bank Berhad

(Incorporated in Malaysia)

## Notes to the Financial Statements for the financial year ended 31 December 2019 (Continued)

### 8 Financing, advances and other financing/loans (Continued)

	<b>The Group and the Bank</b>	
	<b>31 December</b>	<b>31 December</b>
	<b>2019</b>	<b>2018</b>
	<b>RM'000</b>	<b>RM'000</b>
<b>Total gross financing, advances and other financing/loans</b>		
- At amortised cost	<b>79,239,646</b>	70,540,615
- At fair value through profit or loss	<b>200,181</b>	491,566
	<b><u>79,439,827</u></b>	<b><u>71,032,181</u></b>

(i) By type and Shariah contracts:

- (a) The Group and the Bank has undertaken fair value hedge on the profit rate risk of RM1,993,931,000 (2018: RM3,384,006,000) financing using Islamic profit rate swaps.
- (b) Included in financing, advances and other financing/loans are exposures to Restricted Profit Sharing Investment Accounts (“RPSIA”), as part of an arrangement between the Bank and CIMB Bank Berhad. CIMB Bank Berhad is exposed to risks and rewards on RPSIA financing and will account for all the portfolio and individual impairment for bad and doubtful financing arising thereon.

As at 31 December 2019, the gross exposure and expected credit losses relating to RPSIA financing are RM4,958,745,000 (2018: RM6,907,549,000) and RM93,758,000 (2018: RM25,658,000) respectively.

**CIMB Islamic Bank Berhad**

(Incorporated in Malaysia)

**Notes to the Financial Statements  
for the financial year ended 31 December 2019 (Continued)****8 Financing, advances and other financing/loans (Continued)**

(i) By type and Shariah contracts: (Continued)

(c) Movement of Qard financing

	<b>The Group and the Bank</b>	
	<b>2019</b>	<b>2018</b>
	<b>RM'000</b>	<b>RM'000</b>
As at 1 January	1,455	2,356
New disbursement	4,731	332
Repayment	(276)	(1,233)
As at 31 December	<u>5,910</u>	<u>1,455</u>
Sources of Qard fund:		
Depositors' fund	5,566	1,371
Shareholders' fund	344	84
	<u>5,910</u>	<u>1,455</u>
Uses of Qard fund:		
Personal use	280	172
Business purpose	5,630	1,283
	<u>5,910</u>	<u>1,455</u>

(ii) By type of customer:

	<b>The Group and the Bank</b>	
	<b>31 December</b>	<b>31 December</b>
	<b>2019</b>	<b>2018</b>
	<b>RM'000</b>	<b>RM'000</b>
Domestic non-bank financial institutions	2,329,455	2,559,537
Domestic business enterprises		
- Small medium enterprises	10,511,426	10,539,046
- Others	11,499,819	10,068,019
Government and statutory bodies	3,714,239	5,316,905
Individuals	50,643,322	41,918,011
Other domestic entities	145,336	84,965
Foreign entities	596,230	545,698
	<u>79,439,827</u>	<u>71,032,181</u>

**CIMB Islamic Bank Berhad**

(Incorporated in Malaysia)

**Notes to the Financial Statements  
for the financial year ended 31 December 2019 (Continued)****8 Financing, advances and other financing/loans (Continued)**

(iii) By profit rate sensitivity:

	<b>The Group and the Bank</b>	
	<b>31 December 2019 RM'000</b>	<b>31 December 2018 RM'000</b>
Fixed rate		
- house financing	<b>108,959</b>	96,355
- hire purchase receivables	<b>7,758,776</b>	5,924,614
- others	<b>5,344,064</b>	7,235,659
Variable rate		
- house financing	<b>22,854,757</b>	18,146,987
- others	<b>43,373,271</b>	39,628,566
	<b><u>79,439,827</u></b>	<b><u>71,032,181</u></b>

(iv) By economic purpose:

	<b>The Group and the Bank</b>	
	<b>31 December 2019 RM'000</b>	<b>31 December 2018 RM'000</b>
Personal use	<b>2,287,826</b>	2,321,190
Credit card	<b>149,029</b>	137,325
Construction	<b>2,041,071</b>	3,420,799
Residential property	<b>23,595,169</b>	18,751,334
Non-residential property	<b>6,982,016</b>	5,685,175
Purchase of fixed assets other than land and building	<b>314,992</b>	179,287
Purchase of securities	<b>14,139,633</b>	12,148,632
Purchase of transport vehicles	<b>9,577,892</b>	8,040,821
Working capital	<b>16,794,814</b>	17,201,425
Merger and acquisition	<b>621</b>	1,128
Other purpose	<b>3,556,764</b>	3,145,065
	<b><u>79,439,827</u></b>	<b><u>71,032,181</u></b>

# CIMB Islamic Bank Berhad

(Incorporated in Malaysia)

## Notes to the Financial Statements for the financial year ended 31 December 2019 (Continued)

### 8 Financing, advances and other financing/loans (Continued)

(v) By geographical distribution:

	The Group and the Bank	
	31 December 2019 RM'000	31 December 2018 RM'000
Malaysia	<u>79,439,827</u>	<u>71,032,181</u>

(vi) By economic sector:

	The Group and the Bank	
	31 December 2019 RM'000	31 December 2018 RM'000
Primary agriculture	3,280,112	2,178,023
Mining and quarrying	954,113	1,574,073
Manufacturing	2,874,323	2,480,562
Electricity, gas and water supply	106,863	95,820
Construction	1,727,410	2,604,476
Transport, storage and communications	3,315,978	3,729,773
Education, health and others	4,478,235	5,935,866
Wholesale and retail trade, and restaurants and hotels	3,296,761	2,200,005
Finance, insurance/takaful, real estate and business activities	8,425,855	8,011,493
Household	50,889,621	42,147,609
Others	90,556	74,481
Gross financing, advances and other financing/loans	<u>79,439,827</u>	<u>71,032,181</u>



**CIMB Islamic Bank Berhad**

(Incorporated in Malaysia)

**Notes to the Financial Statements  
for the financial year ended 31 December 2019 (Continued)****8 Financing, advances and other financing/loans (Continued)**

(vii) By residual contractual maturity:

	<b>The Group and the Bank</b>	
	<b>31 December 2019 RM'000</b>	<b>31 December 2018 RM'000</b>
Within one year	12,683,519	12,811,731
One year to less than three years	1,384,797	4,615,270
Three years to less than five years	3,075,585	2,829,012
Five years and more	62,295,926	50,776,168
	<u>79,439,827</u>	<u>71,032,181</u>

(viii) Credit impaired financing by economic purpose:

	<b>The Group and the Bank</b>	
	<b>31 December 2019 RM'000</b>	<b>31 December 2018 RM'000</b>
Personal use	17,449	17,717
Credit cards	2,009	1,879
Construction	1,488	29,020
Residential property	243,980	157,524
Non-residential property	102,319	61,027
Purchase of fixed assets other than land and building	71	75
Purchase of securities	1,220	1,485
Purchase of transport vehicles	70,032	61,866
Working capital	781,262	57,334
Other purpose	22,267	49,785
	<u>1,242,097</u>	<u>437,712</u>

(ix) Credit impaired financings by geographical distribution:

	<b>The Group and the Bank</b>	
	<b>31 December 2019 RM'000</b>	<b>31 December 2018 RM'000</b>
Malaysia	<u>1,242,097</u>	<u>437,712</u>

# CIMB Islamic Bank Berhad

(Incorporated in Malaysia)

## Notes to the Financial Statements for the financial year ended 31 December 2019 (Continued)

### 8 Financing, advances and other financing/loans (Continued)

(x) Credit impaired financing, advances and other financing/loans by economic sector:

	The Group and the Bank	
	31 December 2019 RM'000	31 December 2018 RM'000
Primary agriculture	18,391	6,658
Mining and quarrying	812	2,779
Manufacturing	747,255	28,146
Construction	9,705	25,435
Transport, storage and communications	861	56,614
Education, health and others	4,576	10,613
Wholesale and retail trade, and restaurants and hotels	49,806	9,706
Finance, insurance/takaful, real estate and business activities	47,080	44,369
Household	363,609	253,390
Others	2	2
	<u>1,242,097</u>	<u>437,712</u>

# CIMB Islamic Bank Berhad

(Incorporated in Malaysia)

## Notes to the Financial Statements for the financial year ended 31 December 2019 (Continued)

### 8 Financing, advances and other financing/loans (Continued)

(xi) Movements in the expected credit losses for financing, advances and other financing/loans are as follows:

Financing, advances and other financing/loans at amortised cost:

	12-month expected credit losses (Stage 1) RM'000	Lifetime expected credit losses-not credit impaired (Stage 2) RM'000	Lifetime expected credit losses -Credit impaired (Stage 3) RM'000	Total RM'000
<b>The Group and the Bank</b>				
<b>At 1 January 2019</b>	172,096	75,042	199,048	446,186
Changes in expected credit losses due to transferred within stages:	183,922	(128,927)	(54,995)	-
Transferred to Stage 1	228,124	(204,504)	(23,620)	-
Transferred to Stage 2	(43,897)	153,736	(109,839)	-
Transferred to Stage 3	(305)	(78,159)	78,464	-
<b>Total charge to Income Statement:</b>	<b>(220,396)</b>	<b>185,939</b>	<b>134,612</b>	<b>100,155</b>
New financial assets originated	91,254	112	40,261	131,627
Financial assets that have been derecognised	(52,554)	(9,565)	-	(62,119)
Writeback in respect of full recoveries	-	-	(116,886)	(116,886)
Change in credit risk	(259,096)	195,392	211,237	147,533
Write-offs	-	-	(130,371)	(130,371)
Other movements	(1,055)	-	19,733	18,678
<b>As at 31 December 2019</b>	<b>134,567</b>	<b>132,054</b>	<b>168,027</b>	<b>434,648</b>

# CIMB Islamic Bank Berhad

(Incorporated in Malaysia)

## Notes to the Financial Statements for the financial year ended 31 December 2019 (Continued)

### 8 Financing, advances and other financing/loans (Continued)

(xi) Movements in the expected credit losses for financing, advances and other financing/loans are as follows: (Continued)

Financing, advances and other financing/loans at amortised cost:

	12-month expected credit losses (Stage 1) RM'000	Lifetime expected credit losses-not credit impaired (Stage 2) RM'000	Lifetime expected credit losses -Credit impaired (Stage 3) RM'000	Total RM'000
<b>The Group and the Bank</b>				
<b>At 1 January 2018</b>	114,725	116,363	161,712	392,800
Changes in expected credit losses due to transferred within stages:	219,579	(185,163)	(34,416)	-
Transferred to Stage 1	273,384	(230,727)	(42,657)	-
Transferred to Stage 2	(53,576)	110,989	(57,413)	-
Transferred to Stage 3	(229)	(65,425)	65,654	-
<b>Total charge to Income Statement:</b>	(163,062)	137,309	183,317	157,564
New financial assets originated	161,688	56	462	162,206
Financial assets that have been derecognised	(107,361)	(1,295)	-	(108,656)
Writeback in respect of full recoveries	-	-	(3,911)	(3,911)
Change in credit risk	(217,389)	138,548	186,766	107,925
Write-offs	-	-	(118,734)	(118,734)
Other movements	854	6,533	7,169	14,556
<b>As at 31 December 2018</b>	172,096	75,042	199,048	446,186

**CIMB Islamic Bank Berhad**

(Incorporated in Malaysia)

**Notes to the Financial Statements  
for the financial year ended 31 December 2019 (Continued)****8 Financing, advances and other financing/loans (Continued)**

- (xi) Movements in credit impaired for financing, advances and other financing/loans.

Gross carrying amount movement of financing, advances and other financing/loans at amortised cost classified as credit impaired:

	The Group and the Bank	
	Lifetime expected credit losses -Credit impaired	
	Total	Total
	RM'000	RM'000
At 1 January 2019	437,712	437,712
Transfer within stages	393,513	393,513
Transferred to Stage 1	(87,510)	(87,510)
Transferred to Stage 2	(548,154)	(548,154)
Transferred to Stage 3	1,029,177	1,029,177
New financial assets originated	935,198	935,198
Write-offs	(130,371)	(130,371)
Amount fully recovered	(372,237)	(372,237)
Other changes in financing, advances and other financing/loans	(21,718)	(21,718)
At 31 December 2019	1,242,097	1,242,097

**CIMB Islamic Bank Berhad**

(Incorporated in Malaysia)

**Notes to the Financial Statements  
for the financial year ended 31 December 2019 (Continued)****8 Financing, advances and other financing/loans (Continued)**

- (xii) Movements in credit impaired financing, advances and other financing/loans:
- 
- (Continued)

Gross carrying amount movement of financing, advances and other financing/loans at amortised cost classified as credit impaired: (Continued)

	Lifetime expected credit losses -Credit impaired (Stage 3) RM'000	The Group and the Bank Impaired financing, advances and other financing/loans under MFRS 139 RM'000	Total RM'000
At 1 January 2018	381,870	-	381,870
Transfer within stages	245,139	-	245,139
Transferred to Stage 1	(150,558)	-	(150,558)
Transferred to Stage 2	(193,202)	-	(193,202)
Transferred to Stage 3	588,899	-	588,899
New financial assets originated	1,179	-	1,179
Write-offs	(118,734)	-	(118,734)
Amount fully recovered	(44,299)	-	(44,299)
Other changes in financing, advances and other financing/loans	(27,443)	-	(27,443)
At 31 December 2018	437,712	-	437,712

	The Group and the Bank	
	31 December 2019	31 December 2018
Ratio of credit impaired financing to total financing, advances and other financing/loans	1.56%	0.62%

## **CIMB Islamic Bank Berhad**

(Incorporated in Malaysia)

### **Notes to the Financial Statements for the financial year ended 31 December 2019 (Continued)**

#### **8 Financing, advances and other financing/loans (Continued)**

- (xii) Movements in credit impaired financing, advances and other financing/loans:  
(Continued)

##### **Impact of movements in gross carrying amount on expected credit losses**

###### 2019

Stage 1 expected credit losses (“ECL”) decreased by RM220 million for the Group and the Bank during the financial year mainly due to derecognition of gross carrying amounts (“GCA”) for financing, advances and other financing/loans from full settlement, write-back of ECL from lower GCA from partial settlement and lower ECL for GCA transferred from stage 2 to stage 1, offset by recognition of GCA from newly originated financing, advances and other financing/loans.

Stage 2 ECL increased by RM186 million for the Group and the Bank mainly due to higher ECL for GCA transferred from stage 1 to stage 2.

Stage 3 ECL increased by RM135 million for the Group and the Bank mainly due to higher ECL for GCA transferred from stage 1 and 2 to stage 3.

The write-off financings with a total GCA of RM130 million for the Group and the Bank resulted in the reduction of the stage 3 ECL by the same amount.

###### 2018

Stage 1 expected credit losses (“ECL”) decreased by RM163 million for the Group and the Bank during the financial year mainly due to derecognition of gross carrying amounts (“GCA”) for financing, advances and other financing/loans from full settlement, write-back of ECL from lower GCA from partial settlement and lower ECL for GCA transferred from stage 2 to stage 1, offset by recognition of GCA from newly originated financing, advances and other financing/loans.

Stage 2 ECL increased by RM137 million for the Group and the Bank mainly due to higher ECL for GCA transferred from stage 1 to stage 2.

Stage 3 ECL increased by RM183 million for the Group and the Bank mainly due to higher ECL for GCA transferred from stage 1 and 2 to stage 3.

The write-off financings with a total GCA of RM119 million for the Group and the Bank resulted in the reduction of the stage 3 ECL by the same amount.

# CIMB Islamic Bank Berhad

(Incorporated in Malaysia)

## Notes to the Financial Statements for the financial year ended 31 December 2019 (Continued)

### 9 Other assets

	The Group and the Bank	
	31 December	31 December
	2019	2018
	RM'000	RM'000
Deposits and prepayments	6,169	6,020
Sundry debtors*	126,931	109,581
Collateral pledged for derivative transactions	25,250	239,940
Clearing accounts	149,145	368,022
	<u>307,495</u>	<u>723,563</u>

\* Sundry debtors net of expected credit losses of RM289,000 (2018: RM301,000)

- (a) Movements of lifetime expected credit losses on sundry debtors using simplified approach are as follows:

	The Group and the Bank	
	2019	2018
	RM'000	RM'000
At 1 January	301	363
Expected credit losses written back during the financial year	(12)	(62)
At 31 December	<u>289</u>	<u>301</u>



**CIMB Islamic Bank Berhad**

(Incorporated in Malaysia)

**Notes to the Financial Statements  
for the financial year ended 31 December 2019 (Continued)****10 Deferred taxation**

Deferred tax assets and liabilities are offset when there is a legally enforceable right to set off current tax assets against current tax liabilities and when the deferred taxes relate to the same tax authority. The following amounts are shown in the statements of financial position, after offsetting:

	<b>The Group and the Bank</b>	
	<b>31 December 2019</b>	<b>31 December 2018</b>
	<b>RM'000</b>	<b>RM'000</b>
Deferred tax assets	<b>22,151</b>	77,248
Deferred tax liabilities	-	-
	<b>22,151</b>	<b>77,248</b>

Further breakdown are as follows:

	<b>31 December 2019</b>	<b>31 December 2018</b>
	<b>RM'000</b>	<b>RM'000</b>
<b>Deferred tax assets (before offsetting)</b>		
Expected credit losses	<b>20,700</b>	65,516
Fair value reserve - Debt instruments at fair value through other comprehensive income	-	2,010
Provision for expenses	<b>9,158</b>	10,021
Lease liabilities	<b>685</b>	-
Other temporary differences	<b>296</b>	231
	<b>30,839</b>	77,778
Offsetting	<b>(8,688)</b>	(530)
<b>Deferred tax assets (after offsetting)</b>	<b>22,151</b>	<b>77,248</b>
<b>Deferred tax liabilities (before offsetting)</b>		
Property, plant and equipment	<b>(142)</b>	(324)
Fair value reserve - Debt instruments at fair value through other comprehensive income	<b>(6,630)</b>	-
Right-of-use assets	<b>(665)</b>	-
Intangible assets	<b>(1,251)</b>	(206)
	<b>(8,688)</b>	(530)
Offsetting	<b>8,688</b>	530
<b>Deferred tax liabilities (after offsetting)</b>	<b>-</b>	<b>-</b>

# CIMB Islamic Bank Berhad

(Incorporated in Malaysia)

## Notes to the Financial Statements for the financial year ended 31 December 2019 (Continued)

### 10 Deferred taxation (Continued)

The movements in deferred tax assets and liabilities during the financial year comprise the following:

		Expected credit losses	Accelerated tax depreciation	Debt instruments at fair value through other comprehensive income	Intangible assets	Provision for expenses	Right-of-use assets	Lease liabilities	Other temporary differences	Total
	Note	RM'000	RM'000	RM'000	RM'000	RM'000	RM'000	RM'000	RM'000	RM'000
<b>The Group and the Bank</b>										
<b><u>Deferred tax assets/(liabilities)</u></b>										
At 1 January 2019		65,516	(324)	2,010	(206)	10,021	-	-	231	77,248
Effect of adopting MFRS 16		-	-	-	-	-	(830)	830	-	-
At 1 January 2019, as restated		65,516	(324)	2,010	(206)	10,021	(830)	830	231	77,248
Credited/(charged) to statements of income	44	4,989	(714)	-	66	(863)	165	(145)	65	3,563
(Under)/over provision in prior financial year		(49,805)	896	-	(1,111)	-	-	-	-	(50,020)
Transferred to equity		-	-	(8,640)	-	-	-	-	-	(8,640)
At 31 December 2019		20,700	(142)	(6,630)	(1,251)	9,158	(665)	685	296	22,151

## CIMB Islamic Bank Berhad

(Incorporated in Malaysia)

### Notes to the Financial Statements for the financial year ended 31 December 2019 (Continued)

#### 10 Deferred taxation (Continued)

The movements in deferred tax assets and liabilities during the financial year comprise the following: (Continued)

		Expected credit losses	Accelerated tax depreciation	Debt instruments at fair value through other comprehensive income	Intangible assets	Provision for expenses	Other temporary differences	Total
		RM'000	RM'000	RM'000	RM'000	RM'000	RM'000	RM'000
<b>The Group and the Bank</b>								
<b><u>Deferred tax assets/(liabilities)</u></b>								
At 1 January 2018		-	(891)	3,948	(315)	12,233	177	15,152
Credited/(charged) to statements of income	44	65,516	600	-	143	(2,212)	54	64,101
Under provision in prior financial year		-	(33)	-	(34)	-	-	(67)
Transferred to equity		-	-	(1,938)	-	-	-	(1,938)
At 31 December 2018		65,516	(324)	2,010	(206)	10,021	231	77,248

# CIMB Islamic Bank Berhad

(Incorporated in Malaysia)

## Notes to the Financial Statements for the financial year ended 31 December 2019 (Continued)

### 11 Amounts due from/(to) holding company and ultimate holding company

	The Group and the Bank	
	31 December 2019	31 December 2018
	RM'000	RM'000
Amounts due from :		
- holding company and ultimate holding company	<u>1</u>	<u>90,731</u>
Amounts due to :		
- holding company	<u>(38,859)</u>	<u>-</u>

The amounts due from/(to) holding company and ultimate holding company are unsecured and repayable on demand.

### 12 Amounts due from/(to) related companies

The amounts due from/(to) related companies are unsecured and repayable on demand.

	The Group and the Bank	
	31 December 2019	31 December 2018
	RM'000	RM'000
Amounts due from :		
- related companies	<u>783</u>	<u>620</u>
Amounts due to :		
- related companies	<u>(11,241)</u>	<u>(50)</u>

**CIMB Islamic Bank Berhad**

(Incorporated in Malaysia)

**Notes to the Financial Statements  
for the financial year ended 31 December 2019 (Continued)****13 Statutory deposits with Bank Negara Malaysia**

	<b>The Group and the Bank</b>	
	<b>31 December</b>	31 December
	<b>2019</b>	2018
	<b>RM'000</b>	RM'000
Statutory deposits with Bank Negara Malaysia	<u><b>2,058,109</b></u>	<u>2,076,422</u>

The non-profit bearing statutory deposits maintained with Bank Negara Malaysia are in compliance with Section 26 (2)(c) of the Central Bank of Malaysia Act, 2009, the amounts of which are determined at set percentages of total eligible liabilities.

**14 Investment in subsidiaries**

	<b>The Bank</b>	
	<b>31 December</b>	31 December
	<b>2019</b>	2018
	<b>RM'000</b>	RM'000
Unquoted shares, at cost	<b>20</b>	20
Less: Allowance for impairment losses	<u><b>(9)</b></u>	<u>(9)</u>
	<u><b>11</b></u>	<u>11</u>

The table below shows the movements in allowance for impairment losses during the financial year for the Bank:

	<b>The Bank</b>	
	<b>2019</b>	2018
	<b>RM'000</b>	RM'000
At 1 January/31 December	<u><b>9</b></u>	<u>9</u>

# CIMB Islamic Bank Berhad

(Incorporated in Malaysia)

## Notes to the Financial Statements for the financial year ended 31 December 2019 (Continued)

### 14 Investment in subsidiaries (Continued)

(a) The subsidiaries of the Bank are as follows:

Name	Principal activities	Percentage of equity held directly by the Bank	
		31 December 2019	31 December 2018
		%	%
CIMB Islamic Nominees (Tempatan) Sdn. Bhd.	Nominee services	100	100
CIMB Islamic Nominees (Asing) Sdn. Bhd.	Nominee services	100	100
Ziya Capital Berhad	Implementing and carrying out an asset-backed Islamic securitisation transaction under a Sukuk programme. Engaged in the purchase of Islamic receivables from multi-originators	**	**

\*\*The silo of Ziya Capital Berhad is consolidated pursuant to MFRS 10 and not audited by PricewaterhouseCoopers PLT.

All the subsidiaries are incorporated in Malaysia.

(b) Consolidation of Ziya Capital Berhad

On 12 August 2016, the Bank obtained funding through securitisation of its hire purchase receivables to Ziya Capital Berhad (“Ziya”), a special purpose vehicle set up to undertake multi securitisation transactions. Arising from the adoption of MFRS 10 “Consolidated Financial Statements”, the Group has consolidated the silo of Ziya in relation to the Bank's hire purchase receivables, as this silo has been legally ring-fenced for this transaction.

**CIMB Islamic Bank Berhad**

(Incorporated in Malaysia)

**Notes to the Financial Statements  
for the financial year ended 31 December 2019 (Continued)****15 Property, plant and equipment**

	The Group and the Bank			
	Renovations, office equipment, plant and machinery, furniture and fittings RM'000	Motor vehicles RM'000	Computer equipment and hardware RM'000	Total RM'000
<b>2019</b>				
<b>Cost</b>				
At 1 January	2,249	387	21,477	24,113
Additions	1,420	-	1,855	3,275
Written off	-	-	(1,367)	(1,367)
At 31 December	<u>3,669</u>	<u>387</u>	<u>21,965</u>	<u>26,021</u>
<b>Accumulated depreciation</b>				
At 1 January	2,228	123	19,006	21,357
Charge for the financial year	169	77	2,266	2,512
Written off	-	-	(1,367)	(1,367)
At 31 December	<u>2,397</u>	<u>200</u>	<u>19,905</u>	<u>22,502</u>
<b>Net book value at 31 December</b>	<u>1,272</u>	<u>187</u>	<u>2,060</u>	<u>3,519</u>

	The Group and the Bank			
	Renovations, office equipment, plant and machinery, furniture and fittings RM'000	Motor vehicles RM'000	Computer equipment and hardware RM'000	Total RM'000
<b>2018</b>				
<b>Cost</b>				
At 1 January	2,246	387	20,971	23,604
Additions	3	-	506	509
At 31 December	<u>2,249</u>	<u>387</u>	<u>21,477</u>	<u>24,113</u>
<b>Accumulated depreciation</b>				
At 1 January	2,193	45	15,335	17,573
Charge for the financial year	35	78	3,671	3,784
At 31 December	<u>2,228</u>	<u>123</u>	<u>19,006</u>	<u>21,357</u>
<b>Net book value at 31 December</b>	<u>21</u>	<u>264</u>	<u>2,471</u>	<u>2,756</u>

The above property, plant and equipment include computer equipment and hardware under construction at cost of the Group and the Bank of RM14,173 (2018: RM14,173).

**CIMB Islamic Bank Berhad**

(Incorporated in Malaysia)

**Notes to the Financial Statements  
for the financial year ended 31 December 2019 (Continued)****16 Right-of-use assets**

Carrying amount of right-of-use assets by class of underlying assets are as follows:

	<b>The Group and the Bank</b>	
	<b>31 December</b>	<b>31 December</b>
	<b>2019</b>	<b>2018</b>
	<b>RM'000</b>	<b>RM'000</b>
Building	<u><u>2,775</u></u>	<u><u>-</u></u>

Additions to the right-of-use assets during the financial year is NIL. Depreciation charge during the financial year for buildings are RM566,000. At 31 December 2019, the short-term lease expense and low-value leases expense that are not included in lease liabilities are RM383,000 and RM398 respectively.

**17 Intangible assets**

	<b>The Group and the Bank</b>	
	<b>2019</b>	<b>2018</b>
	<b>RM'000</b>	<b>RM'000</b>
<b>Computer software</b>		
<b>Cost</b>		
At 1 January	136,174	133,973
Additions	1,972	2,201
Written off	(458)	-
At 31 December	<u><u>137,688</u></u>	<u><u>136,174</u></u>
<b>Accumulated amortisation</b>		
At 1 January	64,638	54,881
Amortisation for the financial year	8,887	9,757
Written off	(344)	-
At 31 December	<u><u>73,181</u></u>	<u><u>64,638</u></u>
<b>Net book value at 31 December</b>	<u><u>64,507</u></u>	<u><u>71,536</u></u>

The remaining amortisation period of the intangible assets is between 1 and 15 years.

The above intangible assets include computer software under construction at cost of the Group and the Bank of RM1,097,936 (2018: RM659,650).



**CIMB Islamic Bank Berhad**

(Incorporated in Malaysia)

**Notes to the Financial Statements  
for the financial year ended 31 December 2019 (Continued)****18 Goodwill**

	<b>The Group and the Bank</b>	
	<b>2019</b>	2018
	<b>RM'000</b>	RM'000
<b>Cost</b>		
At 1 January/At 31 December	<b>136,000</b>	136,000

Goodwill is wholly allocated to the retail banking cash-generating unit (“CGU”). This CGUs do not carry any intangible assets with indefinite useful life.

**Impairment test for goodwill**Value-in-use

The recoverable amount of the CGU is determined based on value-in-use calculations. These calculations use pre-tax cash flow projections based on the 2020 financial budgets approved by the Board of Directors, projected for five years based on the average historical Gross Domestic Product (“GDP”) growth of the country covering a five year period, revised for current economic conditions. Cash flows beyond the five year period are extrapolated using an estimated growth rate of 4.22% (2018: 4.27%). The cash flow projections are derived based on a number of key factors including the past performance and management’s expectation of market developments. The discount rate used in determining the recoverable amount of all the CGU is 7.50% (2018: 8.90%). The discount rate is pre-tax and reflects the specific risks relating to the CGU.

Management believes that no reasonably possible change in any of the key assumptions would cause the carrying value of any CGU to exceed its recoverable amount.

Impairment charge

There was no impairment charge for the financial year ended 31 December 2019 and 31 December 2018.

**CIMB Islamic Bank Berhad**

(Incorporated in Malaysia)

**Notes to the Financial Statements  
for the financial year ended 31 December 2019 (Continued)****19 Deposits from customers****(i) By type of deposits:**

	The Group		The Bank	
	31 December 2019	31 December 2018	31 December 2019	31 December 2018
	RM'000	RM'000	RM'000	RM'000
a) Savings deposit	3,826,600	3,158,586	3,826,600	3,158,586
Commodity Murabahah (via Tawarruq arrangement)*	3,826,600	3,158,586	3,826,600	3,158,586
b) Demand deposit	16,089,080	11,693,594	16,089,080	11,693,594
Qard	14,229,470	10,051,750	14,229,470	10,051,750
Commodity Murabahah (via Tawarruq arrangement)*	1,859,610	1,641,844	1,859,610	1,641,844
c) Term deposit	65,187,195	60,954,429	65,537,291	61,239,617
Commodity Murabahah Deposits-i (via Tawarruq arrangement)	33,238,009	38,381,725	33,588,105	38,666,913
Fixed Return Income Account-i (via Tawarruq arrangement)*	31,949,186	22,572,704	31,949,186	22,572,704
d) Specific investment account	101,368	104,791	101,368	104,791
Mudharabah	101,368	104,791	101,368	104,791
e) Others	28,084	20,156	28,084	20,156
Qard	28,084	20,156	28,084	20,156
	<b>85,232,327</b>	<b>75,931,556</b>	<b>85,582,423</b>	<b>76,216,744</b>

\*included Qard contract of RM568,659,000 (31 December 2018:RM630,892,000)

**CIMB Islamic Bank Berhad**

(Incorporated in Malaysia)

**Notes to the Financial Statements  
for the financial year ended 31 December 2019 (Continued)****19 Deposits from customers (Continued)****(i) By type of deposits: (Continued)**

The maturity structure of term deposits and specific investment accounts are as follows:

	The Group		The Bank	
	31 December 2019 RM'000	31 December 2018 RM'000	31 December 2019 RM'000	31 December 2018 RM'000
Due within six months	57,303,244	52,734,450	57,653,340	53,019,638
Six months to less than one year	7,819,457	8,173,706	7,819,457	8,173,706
One year to less than three years	62,044	45,645	62,044	45,645
Three years to less than five years	78,735	80,363	78,735	80,363
Five years and more	25,083	25,056	25,083	25,056
	<u>65,288,563</u>	<u>61,059,220</u>	<u>65,638,659</u>	<u>61,344,408</u>

**(ii) By type of customers:**

	The Group		The Bank	
	31 December 2019 RM'000	31 December 2018 RM'000	31 December 2019 RM'000	31 December 2018 RM'000
Government and statutory bodies	4,577,626	3,826,910	4,577,626	3,826,910
Business enterprises	27,191,258	30,513,897	27,191,258	30,513,897
Individuals	29,695,516	20,823,202	29,695,516	20,823,202
Others	23,767,927	20,767,547	24,118,023	21,052,735
	<u>85,232,327</u>	<u>75,931,556</u>	<u>85,582,423</u>	<u>76,216,744</u>

# CIMB Islamic Bank Berhad

(Incorporated in Malaysia)

## Notes to the Financial Statements for the financial year ended 31 December 2019 (Continued)

### 20 Investment accounts of customers

	The Group and the Bank	
	31 December 2019 RM'000	31 December 2018 RM'000
<u>Mudharabah</u>		
Unrestricted investment accounts		
-without maturity		
Special Mudharabah Investment Account	694,396	465,733
-with maturity		
Term Investment Account-i	2,754,568	1,303,537
	<u>3,448,964</u>	<u>1,769,270</u>

# CIMB Islamic Bank Berhad

(Incorporated in Malaysia)

## Notes to the Financial Statements for the financial year ended 31 December 2019 (Continued)

### 20 Investment accounts of customers (Continued)

#### i) Movement in the investment accounts of customers

##### Mudharabah

The Group and the Bank  
31 December 2019 31 December 2018  
RM'000 RM'000

Unrestricted Investment Account  
As at 1 January

1,769,270 907,763

##### Funding inflows/outflows

New placement during the year

3,127,076 7,559,711

Redemption during the year

(1,486,460) (6,786,033)

Income from investment

75,607 121,229

##### Company's share of profit

Profit distributed to mudarib

(36,529) (33,400)

As at 31 December

3,448,964 1,769,270

##### Investment asset:

House financing

2,026,931 1,009,607

Hire purchase receivables

1,031,027 624,727

Other term financing

391,006 134,936

Total investment

3,448,964 1,769,270

# CIMB Islamic Bank Berhad

(Incorporated in Malaysia)

## Notes to the Financial Statements for the financial year ended 31 December 2019 (Continued)

### 20 Investment accounts of customers (Continued)

#### ii) Profit Sharing Ratio and Rate of Return:

	2019		2018	
	Investment account holder		Investment account holder	
	Average		Average	
	profit sharing	Average rate	profit sharing	Average rate
	ratio	of return	ratio	of return
	(%)	(%)	(%)	(%)
Unrestricted investment accounts:				
- no specific tenure	5.00	0.21	5.00	0.22
- less than 1 year	65.63	3.82	71.21	4.37

#### iii) By type of customers:

	The Group and the Bank	
	31 December	31 December
	2019	2018
	RM'000	RM'000
Business enterprises	314,860	205,280
Individuals	3,133,989	1,563,749
Others	115	241
	<b>3,448,964</b>	<b>1,769,270</b>

# CIMB Islamic Bank Berhad

(Incorporated in Malaysia)

## Notes to the Financial Statements for the financial year ended 31 December 2019 (Continued)

### 21 Deposits and placements of banks and other financial institutions

	The Group and the Bank	
	31 December 2019	31 December 2018
	RM'000	RM'000
Licensed investment banks	226,720	29,433
Licensed banks	1,772,972	1,037,022
Other financial institutions	281,178	1,017,125
	<u>2,280,870</u>	<u>2,083,580</u>

The maturity structure of deposits and placement of banks and other financial institutions are as follows:

	The Group and the Bank	
	31 December 2019	31 December 2018
	RM'000	RM'000
Due within six months	2,146,694	1,887,840
Six months to one year	134,176	195,740
	<u>2,280,870</u>	<u>2,083,580</u>

**CIMB Islamic Bank Berhad**

(Incorporated in Malaysia)

**Notes to the Financial Statements  
for the financial year ended 31 December 2019 (Continued)****22 Investment accounts due to designated financial institutions**

	The Group and the Bank	
	31 December	31 December
	2019	2018
	RM'000	RM'000
Restricted investment accounts		
Mudharabah	<u>5,021,974</u>	<u>8,216,809</u>
By type of counterparty		
Licensed banks	<u>5,021,974</u>	<u>8,216,809</u>

**i) Movement in the investment accounts due to designated financial institutions**

	The Group and the Bank	
	31 December	31 December
	2019	2018
	RM'000	RM'000
<b><u>Mudharabah</u></b>		
<b>Restricted Profit Sharing Investment Account -RPSIA</b>		
1 January	8,216,809	8,145,684
<i><u>Funding inflows/outflows</u></i>		
New placement during the year	5,254,108	9,828,394
Redemption during the year	(8,717,833)	(10,108,126)
Income from investment	343,313	434,290
<i><u>Bank's share of profit</u></i>		
Profit distributed to mudarib	(3,433)	(4,343)
Incentive fee	(70,990)	(79,090)
31 December	<u>5,021,974</u>	<u>8,216,809</u>
<i><u>Investment asset:</u></i>		
Other term financing	4,480,574	6,809,449
Marketable securities	247,748	1,211,980
Miscellaneous other assets	293,652	195,380
Total investment	<u>5,021,974</u>	<u>8,216,809</u>



**CIMB Islamic Bank Berhad**

(Incorporated in Malaysia)

**Notes to the Financial Statements  
for the financial year ended 31 December 2019 (Continued)****22 Investment accounts due to designated financial institutions (Continued)****ii) Profit Sharing Ratio, Rate of Return and Performance Incentive Fee**

	2019			2018		
	Investment account holder			Investment account holder		
	Average	Average rate of return	Performance incentive fee	Average profit	Average rate of return	Performance incentive fee
	profit sharing ratio			sharing ratio		
	(%)	(%)	(%)	(%)	(%)	(%)
Restricted investment accounts:						
less than 1 year	99.00	3.68	0.99	99.00	3.75	0.84

These placements are the RPSIA placed by CIMB Bank Berhad amounting to RM5,021,974,000 (2018: RM8,216,809,000) for tenures within 4 months at indicative profit rates from 3.11% to 3.80% per annum (2018: 2.79% to 4.12% tenures within 6 months). These placements are used to fund certain specific financing. The RPSIA is a contract based on the Shariah concept of Mudharabah between two parties, i.e. investor and entrepreneur to finance a business venture where the investor provides capital and the business venture is managed solely by the entrepreneur. The profit of the business venture is shared between both parties based on pre-agreed ratios. Losses shall be borne solely by the investors.

# CIMB Islamic Bank Berhad

(Incorporated in Malaysia)

## Notes to the Financial Statements for the financial year ended 31 December 2019 (Continued)

### 23 Financial liabilities designated at fair value through profit and loss

	The Group and the Bank	
	31 December	31 December
	2019	2018
	RM'000	RM'000
Deposits from customers - structured investments	<u>95,499</u>	<u>21,918</u>

The Group and the Bank have issued structured investments and have designated them at fair value in accordance with MFRS 9. The Group and the Bank have the ability to do this when designating these instruments at fair value reduces an accounting mismatch, is managed by the Group and the Bank on the basis of its fair value, or includes terms that have substantive derivative characteristics.

The carrying amount of financial liabilities designated at fair value of the Group and the Bank as at 31 December 2019 were RM3,044,000 (2018: RM1,235,000) lower than the contractual amount at maturity. The fair value changes of the financial liabilities that are attributable to the changes in own credit risk are not significant.

**CIMB Islamic Bank Berhad**

(Incorporated in Malaysia)

**Notes to the Financial Statements  
for the financial year ended 31 December 2019 (Continued)****24(a) Islamic derivative financial instruments**

The following tables summarise the contractual underlying principal amounts of trading derivative and financial instruments held for hedging purposes. The principal or contractual amounts of these instruments reflect the volume of transactions outstanding at the date of statement of financial position and do not represent amounts at risk.

Trading derivative financial instruments are revalued on a gross position basis and the unrealised gains or losses are reflected in “Islamic Derivative Financial Instruments” Assets and Liabilities respectively.

	The Group and the Bank					
	31 December 2019			31 December 2018		
	Principal	Fair values		Principal	Fair values	
	amount RM'000	Assets RM'000	Liabilities RM'000	amount RM'000	Assets RM'000	Liabilities RM'000
<u>Trading derivatives</u>						
<u>Foreign exchange derivatives</u>						
Currency forwards	8,679,337	221,567	(226,728)	10,195,921	236,801	(214,115)
Currency swaps	10,125,078	61,433	(57,393)	8,351,649	32,360	(47,941)
Currency spot	156,907	50	(95)	30,222	24	(18)
Currency option	44,614	429	(429)	18,104	99	(99)
Cross currency profit rate swaps	1,944,444	109,431	(106,105)	2,786,260	144,059	(140,220)
	20,950,380	392,910	(390,750)	21,382,156	413,343	(402,393)
<u>Profit rate derivatives</u>						
Islamic profit rate swaps	12,994,193	77,391	(77,168)	16,399,716	146,815	(140,328)
<u>Equity related derivatives</u>						
Equity options	73,509	1,513	(1,513)	258,402	2,109	(2,109)
<u>Credit related contracts</u>						
Total return swaps	41,500	1,485	(1,485)	41,500	527	(527)
<u>Commodity derivatives</u>						
Commodity options	31,568	187	(187)	-	-	-
<u>Hedging derivatives</u>						
Islamic profit rate swaps	1,993,931	-	(18,582)	3,384,006	1,590	(53,618)
Total derivative assets/(liabilities)	36,085,081	473,486	(489,685)	41,465,780	564,384	(598,975)

## **CIMB Islamic Bank Berhad**

(Incorporated in Malaysia)

### **Notes to the Financial Statements for the financial year ended 31 December 2019 (Continued)**

#### **24(a) Islamic derivative financial instruments (Continued)**

##### **Fair value hedge**

The Group and the Bank use Islamic profit rate swaps to hedge its exposure to changes in the fair value of fixed rate financing.

The Group's hedge accounting policy only allows for effective hedge relationships to be established. Hedge effectiveness is determined at the inception of the hedge relationship, and through periodic prospective effectiveness assessment to ensure that an economic relationship exists between the hedged item and hedging instrument. The hedge effectiveness is assessed by comparing changes in the fair value of the hedged items attributable to changes in the benchmark rate of profit with changes in the fair value of the Islamic profit rate swaps.

The Group and the Bank establish the hedge ratio by matching the notional of the derivatives with the principal of the underlying being hedged. Ineffectiveness is recognised on hedge where the change in the designated component value of the hedging instrument exceeds on an absolute basis the change in value of the hedged item attributable to the hedged risk. In hedges of the above profit rate risk, this may arise if differences arise between the credit risk inherent within the hedged item and the hedging instrument. The Group uses collateral/credit enhancement to mitigate the risk. However, the remaining risk can result in hedge ineffectiveness.

The main source of ineffectiveness that are expected to affect the hedging relationship during the financial year are:

- The effect of the counterparty and the Group's own credit risk on the fair value of the Islamic profit rate swaps which is not reflected in the fair value of the hedged item attributable to the change in profit rate; and
- Differences in maturities and reset dates of the Islamic profit rate swaps and the fixed rate financing.

**CIMB Islamic Bank Berhad**

(Incorporated in Malaysia)

**Notes to the Financial Statements  
for the financial year ended 31 December 2019 (Continued)****24(a) Islamic derivative financial instruments (Continued)****Fair value hedge (Continued)**

The Group and the Bank uses the following items as hedging instruments in fair value hedges:

	Maturity				
31 December 2019	Less than 1 month	1-3 months	3 months-1 year	1-5 years	More than 5 years
<b>Profit rate risk</b>					
<b>Islamic profit rate swaps (MYR)</b>					
Nominal amount (RM'000)	-	-	1,900,000	-	-
Average fixed profit rate	-	-	4.4875%	-	-
<b>Islamic profit rate swaps (USD)</b>					
Nominal amount (RM'000)	-	-	-	-	93,931
Average fixed profit rate	-	-	-	-	3.0320%
	Maturity				
31 December 2018	Less than 1 month	1-3 months	3 months-1 year	1-5 years	More than 5 years
<b>Profit rate risk</b>					
<b>Islamic profit rate swaps (MYR)</b>					
Nominal amount (RM'000)	-	-	1,375,000	1,900,000	-
Average fixed profit rate	-	-	4.7300%	4.4875%	-
<b>Islamic profit rate swaps (USD)</b>					
Nominal amount (RM'000)	-	-	-	-	109,006
Average fixed profit rate	-	-	-	-	3.0320%

The amounts relating to items designated as hedging instruments and hedge ineffectiveness were as follows:

	Fair values*			Changes in fair value used for calculating hedge ineffectiveness	Hedge ineffectiveness recognised in profit or loss**
31 December 2019	Nominal amount	Assets	Liabilities		
<b>Profit rate risk</b>	<b>RM'000</b>	<b>RM'000</b>	<b>RM'000</b>	<b>RM'000</b>	<b>RM'000</b>
Islamic profit rate swaps (MYR)	1,900,000	-	(17,115)	24,490	(2,149)
Islamic profit rate swaps (USD)	93,931	-	(1,467)	(2,994)	(13)
	Fair values*			Changes in fair value used for calculating hedge ineffectiveness	Hedge ineffectiveness recognised in profit or loss**
31 December 2018	Nominal amount	Assets	Liabilities		
<b>Profit rate risk</b>	<b>RM'000</b>	<b>RM'000</b>	<b>RM'000</b>	<b>RM'000</b>	<b>RM'000</b>
Islamic profit rate swaps (MYR)	3,275,000	-	(53,618)	33,631	(2,104)
Islamic profit rate swaps (USD)	109,006	1,590	-	1,261	(144)

\*All hedging instruments are included in the derivative asset and derivative liabilities line item in the statement of financial position.

\*\*All hedge ineffectiveness are recognised in the "Income derived from investment of shareholder's funds" in the statement of income.

**CIMB Islamic Bank Berhad**

(Incorporated in Malaysia)

**Notes to the Financial Statements  
for the financial year ended 31 December 2019 (Continued)****24(a) Islamic derivative financial instruments (Continued)****Fair value hedge (Continued)**

The amounts relating to items designated as hedged items were as follows:

31 December 2019	Carrying amount		Accumulated amount of fair value hedge adjustments on the hedged item included in the carrying amount of the hedged item		Line item in the SOFP in which the hedged item is included	Change in fair value used for calculating hedge ineffectiveness	Accumulated amount of fair value hedge adjustments remaining in the SOFP for any hedged items that have ceased to be adjusted for hedging gains and losses
	Assets	Liabilities	Assets	Liabilities			
Hedged items	RM'000	RM'000	RM'000	RM'000		RM'000	RM'000
MYR fixed rate financing	1,920,779	-	7,857	(224)	Financing, advances and other financing/loans	(26,639)	1,449
USD fixed rate financing	95,678	-	1,442	-	Financing, advances and other financing/loans	2,981	-

31 December 2018	Carrying amount		Accumulated amount of fair value hedge adjustments on the hedged item included in the carrying amount of the hedged item		Line item in the SOFP in which the hedged item is included	Change in fair value used for calculating hedge ineffectiveness	Accumulated amount of fair value hedge adjustments remaining in the SOFP for any hedged items that have ceased to be adjusted for hedging gains and losses
	Assets	Liabilities	Assets	Liabilities			
Hedged items	RM'000	RM'000	RM'000	RM'000		RM'000	RM'000
MYR fixed rate financing	3,339,947	-	35,718	(1,446)	Financing, advances and other financing/loans	(35,735)	5,002
USD fixed rate financing	107,762	-	-	(1,539)	Financing, advances and other financing/loans	(1,405)	-

# CIMB Islamic Bank Berhad

(Incorporated in Malaysia)

## Notes to the Financial Statements for the financial year ended 31 December 2019 (Continued)

### 24(b) Commitments and contingencies

In the normal course of business, the Group and the Bank enter into various commitments and incur certain contingent liabilities with legal recourse to their customers.

These commitments and contingencies are not secured over the assets of the Group and the Bank, except for certain financial assets at fair value through profit or loss being pledged as credit support assets for certain over-the-counter derivative contracts.

Treasury related derivative financial instruments are revalued on a gross position basis and the unrealised gains or losses are reflected in “Derivative Financial Instruments” Assets and Liabilities respectively.

The notional/principal amount of the commitments and contingencies constitute the following:

	<b>The Group and the Bank</b>	
	<b>31 December 2019</b>	<b>31 December 2018</b>
	<b>Principal amount RM'000</b>	<b>Principal amount RM'000</b>
<b><u>Credit-related</u></b>		
Direct credit substitutes	<b>240,068</b>	247,949
Transaction-related contingent items	<b>856,656</b>	755,977
Short-term self-liquidating trade-related contingencies	<b>39,114</b>	53,944
Irrevocable commitments to extend credit:		
- maturity not exceeding one year	<b>9,121,517</b>	9,526,685
- maturity exceeding one year	<b>7,801,106</b>	7,127,240
Miscellaneous commitments and contingencies	<b>44,919</b>	40,750
Total credit-related commitments and contingencies	<b>18,103,380</b>	17,752,545

**CIMB Islamic Bank Berhad**

(Incorporated in Malaysia)

**Notes to the Financial Statements  
for the financial year ended 31 December 2019 (Continued)****24(b) Commitments and contingencies (Continued)**

	<b>The Group and the Bank</b>	
	<b>31 December 2019</b>	<b>31 December 2018</b>
	<b>Principal amount RM'000</b>	<b>Principal amount RM'000</b>
<b><u>Treasury-related</u></b>		
Foreign exchange related contracts:		
- less than one year	18,164,667	16,310,574
- one year to five years	1,652,679	3,938,548
- more than five years	1,133,034	1,133,034
	<b>20,950,380</b>	<b>21,382,156</b>
Profit rate related contracts:		
- less than one year	4,296,162	5,087,833
- one year to five years	10,026,805	13,343,833
- more than five years	665,157	1,352,056
	<b>14,988,124</b>	<b>19,783,722</b>
Equity related contracts:		
- less than one year	-	23,786
- one year to five years	23,358	184,640
- more than five years	50,151	49,976
	<b>73,509</b>	<b>258,402</b>
Commodity related contract:		
- less than one year	31,568	-
Credit related contracts:		
- more than five years	41,500	41,500
Total treasury-related commitments and contingencies	<b>36,085,081</b>	<b>41,465,780</b>
	<b>54,188,461</b>	<b>59,218,325</b>



**CIMB Islamic Bank Berhad**

(Incorporated in Malaysia)

**Notes to the Financial Statements  
for the financial year ended 31 December 2019 (Continued)****25 Other liabilities**

	The Group		The Bank	
	31 December 2019 RM'000	31 December 2018 RM'000	31 December 2019 RM'000	31 December 2018 RM'000
Accruals and other payables	328,343	87,107	244,584	160,267
Clearing accounts	205,908	179,993	205,908	179,993
Expected credit losses for commitments and contingencies	45,543	65,271	45,543	65,271
Collateral received for derivative transactions	22,410	1,980	22,410	1,980
Structured deposits	46,525	34,178	46,525	34,178
Others	18,013	24,596	16,810	23,612
	<b>666,742</b>	<b>393,125</b>	<b>581,780</b>	<b>465,301</b>

Included in accruals and other payables is funding received by the Bank, via issuance of Sukuk from Ziya. At the Group level, due to the consolidation of Ziya, the funding is eliminated and reclassified under Sukuk (Refer to Note 28).

- (a) Expected credit losses movement of financing commitments and contingencies are as follows:

The Group and the Bank	12-month expected credit losses (Stage 1) RM'000	Lifetime expected credit losses -not credit impaired (Stage 2) RM'000	Lifetime expected credit losses -Credit impaired (Stage 3) RM'000	Total RM'000
At 1 January 2019	59,997	3,724	1,550	65,271
Changes in expected credit losses due to transferred within stages:	16,606	(13,634)	(2,972)	-
Transferred to Stage 1	17,920	(14,663)	(3,257)	-
Transferred to Stage 2	(1,280)	3,390	(2,110)	-
Transferred to Stage 3	(34)	(2,361)	2,395	-
<b>Total charge to Income Statement:</b>	<b>(39,795)</b>	<b>16,199</b>	<b>3,804</b>	<b>(19,792)</b>
New exposures	77,526	4	-	77,530
Exposures derecognised or matured	(14,269)	(1,325)	(116)	(15,710)
Change in credit risk	(103,052)	17,520	3,920	(81,612)
Other movements	(337)	283	118	64
<b>At 31 December 2019</b>	<b>36,471</b>	<b>6,572</b>	<b>2,500</b>	<b>45,543</b>

**CIMB Islamic Bank Berhad**

(Incorporated in Malaysia)

**Notes to the Financial Statements  
for the financial year ended 31 December 2019 (Continued)****25 Other liabilities (Continued)**

- (a) Expected credit losses movement of financing commitments and contingencies are as follows: (Continued)

The Group and the Bank	12-month expected credit losses (Stage 1) RM'000	Lifetime expected credit losses -not credit impaired (Stage 2) RM'000	Lifetime expected credit losses -Credit impaired (Stage 3) RM'000	Total RM'000
<b>At 1 January 2018</b>	62,473	3,035	1,423	66,931
Changes in expected credit losses due to transferred within stages:	5,002	(5,413)	411	-
Transferred to Stage 1	6,367	(6,279)	(88)	-
Transferred to Stage 2	(1,353)	1,538	(185)	-
Transferred to Stage 3	(12)	(672)	684	-
<b>Total charge to Income Statement:</b>	(7,383)	5,830	(284)	(1,837)
New exposures	73,895	-	-	73,895
Exposures derecognised or matured	(41,187)	(349)	(5)	(41,541)
Change in credit risk	(40,091)	6,179	(279)	(34,191)
Other movements	(95)	272	-	177
<b>At 31 December 2018</b>	59,997	3,724	1,550	65,271

As at 31 December 2019, the gross carrying amount of financing commitments and financial guarantee contracts that are credit impaired for the Group and the Bank is RM855,000 (2018: RM4,126,000).

**26 Lease liabilities**

	<b>The Group and the Bank</b>	
	<b>31 December 2019 RM'000</b>	<b>31 December 2018 RM'000</b>
Building	<b>2,854</b>	-

**CIMB Islamic Bank Berhad**

(Incorporated in Malaysia)

**Notes to the Financial Statements  
for the financial year ended 31 December 2019 (Continued)****27 Recourse obligation on loans and financing sold to Cagamas**

This represents the proceeds received from house financing sold directly to Cagamas Berhad with recourse to the Bank. Under this agreement, the Bank undertakes to administer the financing on behalf of Cagamas Berhad and to buy-back any financing which are regarded as defective based on prudential criteria set by Cagamas Berhad. These financial liabilities are stated at amortised cost.

**28 Sukuk**

	The Group		The Bank	
	31 December 2019 RM'000	31 December 2018 RM'000	31 December 2019 RM'000	31 December 2018 RM'000
Ziya Capital Berhad	(a) 266,222	358,265	-	-
RM1 million Sukuk: Wakalah (2017/2018)	(b) -	-	-	-
	<u>266,222</u>	<u>358,265</u>	<u>-</u>	<u>-</u>

- (a) On 12 August 2016, Ziya issued RM630 million Sukuk which bears a periodic distribution rate of 3.38% per annum. The Sukuk is subject to monthly redemption with final redemption due on 23 July 2021. RM92 million of the Sukuk was partially redeemed during the year.
- (b) On 29 December 2017, the Bank issued RM1.0 million Sukuk Wakalah (“the Sukuk”) under its Sukuk Wakalah Programme of RM10.0 billion in nominal value which bears periodic distribution rate of 4%. It had matured and was fully redeemed on 31 December 2018.

**CIMB Islamic Bank Berhad**

(Incorporated in Malaysia)

**Notes to the Financial Statements  
for the financial year ended 31 December 2019 (Continued)****29 Subordinated Sukuk**

		<b>The Group and the Bank</b>	
		<b>31 December 2019</b>	<b>31 December 2018</b>
	<b>Note</b>	<b>RM'000</b>	<b>RM'000</b>
Subordinated Sukuk RM850 million:			
(1st tranche due in 2024, optional redemption in 2019; 2nd tranche due in 2021 redeemed in 2016 ; 3rd tranche due in 2022 redeemed in 2017)	(a)	-	304,752
Subordinated Sukuk 2016/2026 RM10 million	(b)	10,124	10,126
Subordinated Sukuk 2017/2027 RM300 million	(c)	300,077	300,155
Subordinated Sukuk 2019/2029 RM800 million	(d)	808,054	-
		<b>1,118,255</b>	<b>615,033</b>

**(a) Subordinated Sukuk RM850 million**

The RM850 million unsecured subordinated Sukuk (“the Sukuk”) is part of the Tier-2 Junior Sukuk programme which was approved by the Securities Commission on 22 May 2009. Under the programme, the Bank is allowed to raise Tier II capital of up to RM2.0 billion in nominal value outstanding at any one time.

The first tranche of the Sukuk of RM300 million was issued at par on 25 September 2009 and is due on 25 September 2024, with optional redemption on 25 September 2019 or any periodic payment date thereafter. The Sukuk bears a profit rate of 5.85% per annum payable semi-annually in arrears.

The Bank redeemed in full, the first tranche of the Sukuk of RM300 million on its first optional redemption date of 25 September 2019.

On 21 April 2011, the second tranche of the Sukuk of RM250 million was issued at par and is due on 21 April 2021, with optional redemption on 21 April 2016 or any periodic payment date thereafter. The Sukuk bears a profit rate of 4.20% per annum payable semi-annually in arrears.

The Bank redeemed in full, the second tranche of the Sukuk of RM250 million on its first optional redemption date of 21 April 2016.

On 18 September 2012, the third tranche of the Sukuk of RM300 million was issued at par and is due on 15 September 2022, with the optional redemption on 18 September 2017 or any periodic payment date thereafter. The Sukuk bears a profit rate of 4.00% per annum, payable semi-annually in arrears.

# **CIMB Islamic Bank Berhad**

(Incorporated in Malaysia)

## **Notes to the Financial Statements for the financial year ended 31 December 2019 (Continued)**

### **29 Subordinated Sukuk (Continued)**

#### **(a) Subordinated Sukuk RM850 million (Continued)**

The Bank redeemed in full, the third tranche of the Sukuk of RM300 million on its first optional redemption date of 18 September 2017.

The Sukuk qualify as Tier-2 capital for the purpose of the total capital ratio computation (subject to gradual phase-out treatment under Basel III).

#### **(b) Subordinated Sukuk 2016/2026 RM10 million**

On 21 September 2016, the Bank had issued RM10 million Tier II Junior Sukuk (“the Sukuk”) at par and is due on 21 September 2026, with optional redemption on 21 April 2021 or any periodic payment date thereafter. The Sukuk bears a profit rate of 4.55% per annum.

The Sukuk is part of the Basel III Tier II Junior Sukuk programme which was approved by the Securities Commission on 22 September 2014. Under the programme, the Bank is allowed to raise Tier II capital of up to RM5.0 billion in nominal value outstanding at any one time.

The RM10 million Sukuk qualify as Tier II Capital for the purpose of the total capital ratio computation of the Bank.

#### **(c) Subordinated Sukuk 2017/2027 RM300 million**

On 28 December 2017, the Bank had issued RM300 million Tier II Junior Sukuk (“the Sukuk”) at par and is due on 28 December 2027, with optional redemption on 28 December 2022 or any periodic payment date thereafter. The Sukuk bears a profit rate of 4.70% per annum.

The Sukuk is part of the Basel III Tier II Junior Sukuk programme which was approved by the Securities Commission on 22 September 2014. Under the programme, the Bank is allowed to raise Tier II capital of up to RM5.0 billion in nominal value outstanding at any one time.

The RM300 million Sukuk qualify as Tier II Capital for the purpose of the total capital ratio computation of the Bank.

#### **(d) Subordinated Sukuk 2019/2029 RM800 million**

On 25 September 2019, the Bank had issued RM800 million Tier II Junior Sukuk (“the Sukuk”) at par and is due on 25 September 2029, with optional redemption on 25 September 2024 or any periodic payment date thereafter. The Sukuk bears a profit rate of 3.75% per annum.

**CIMB Islamic Bank Berhad**

(Incorporated in Malaysia)

**Notes to the Financial Statements  
for the financial year ended 31 December 2019 (Continued)****29 Subordinated Sukuk (Continued)****(d) Subordinated Sukuk 2019/2029 RM800 million (Continued)**

The Sukuk is part of the Basel III Tier II Junior Sukuk programme which was approved by the Securities Commission on 22 September 2014. Under the programme, the Bank is allowed to raise Tier II capital of up to RM5.0 billion nominal value outstanding at any one time.

The RM800 million Sukuk qualify as Tier II Capital for the purpose of the total capital ratio computation of the Bank.

**30 Perpetual preference shares**

	The Group and the Bank	
	2019	2018
	RM'000	RM'000
Issued and fully paid		
Perpetual preference shares:		
At 1 January/31 December	<u>220,000</u>	<u>220,000</u>

The preference shares shall rank pari passu among themselves, and in priority to the ordinary shares.

Each preference share shall on a winding-up or other return of capital confer on its holder the right to receive, in priority to the holders of ordinary shares, the cash payment in full the nominal amount and premium payable of that preference share after the payment and discharge of all debts and liabilities of the Bank and the costs of winding up or such capital reduction exercise.

A preference share shall not entitle its holder to participate in the surplus assets and profits of the Bank beyond such redemption rights as are expressly set out in these Articles.

The Bank may declare dividends on any of the preference shares.

The preference shares are not convertible to ordinary shares or any other class of share of the Bank.

**31 Ordinary share capital**

	The Group and the Bank	
	2019	2018
	RM'000	RM'000
Issued and fully paid		
Ordinary shares:		
At 1 January/31 December	<u>1,000,000</u>	<u>1,000,000</u>

# **CIMB Islamic Bank Berhad**

(Incorporated in Malaysia)

## **Notes to the Financial Statements for the financial year ended 31 December 2019 (Continued)**

### **32 Reserves**

- (a) Merger reserves, which are non-distributable, relate to the difference between the cost of the merger between the Bank and the Islamic banking operation of CIMB Bank Berhad, and the value of the net assets and reserves transferred to the Bank.
- (b) Capital reserves, which are non-distributable, relate to the retained earnings of the Islamic banking business of CIMB Bank Berhad which were transferred to the Bank, arising from the business combination under common control using the predecessor basis of accounting in the financial year 2007.
- (c) Regulatory reserve of the Group is maintained by the banking subsidiaries in Malaysia as an additional credit risk absorbent to ensure robustness on the financing impairment assessment methodology with the adoption of MFRS 9 beginning 1 January 2018.

BNM issued the revised policy on Financial Reporting and Financial Reporting for Islamic Banking Institutions which requires banking institutions to maintain in aggregate, loss allowance for non-credit-impaired exposures and regulatory reserve of no less than 1% of total credit exposures, net of loss allowance for credit-impaired exposures.

- (d) Share-based payment reserve represents the Bank's commitments for Employee Ownership Plan under share-based compensation benefits.
- (e) Fair value reserve – debt instruments at fair value through other comprehensive income  
Movement of the fair value reserve of debt instruments at fair value through other comprehensive income is shown in the statements of comprehensive income.





**CIMB Islamic Bank Berhad**

(Incorporated in Malaysia)

**Notes to the Financial Statements  
for the financial year ended 31 December 2019 (Continued)****33 Restricted Agency Investment Account (Continued)**

## ii) Movement in the Investment Account

Wakalah

## Restricted Agency Investment Account -RAIA

The Group and the Bank

31 December 2019 RM'000	31 December 2018 RM'000
-------------------------------	-------------------------------

As at 1 January

5,530,998

-

Funding inflows/outflows

New placement during the year

2,200,000

5,500,000

Redemption during the year

(1,500,000)

-

Income from investment

744

31,020

Bank's share of profit

Wakalah fee

-

(22)

As at 31 December

6,231,742

5,530,998

Investment asset:

Revolving credit

2,201,326

1,501,107

Other term financing

4,030,416

4,029,891

Total investment

6,231,742

5,530,998

## iii) Rate of Return

## Investment account holder

## Average rate of return

2019 %	2018 %
-----------	-----------

Restricted investment accounts:

1 month or less

4.05%

-

more than 1 month to 3 months

3.89%

4.04%

more than 5 years

4.80%

4.84%

**CIMB Islamic Bank Berhad**

(Incorporated in Malaysia)

**Notes to the Financial Statements  
for the financial year ended 31 December 2019 (Continued)****34 Income derived from investment of depositors' funds and others**

	Note	The Group and the Bank	
		31 December	31 December
		2019	2018
		RM'000	RM'000
Income derived from investment of:			
- General investment deposits	(i)	3,066,957	2,351,366
- Specific investment deposits	(ii)	3,110	3,223
- Other deposits	(iii)	1,118,861	1,134,408
		<u>4,188,928</u>	<u>3,488,997</u>

**(i) Income derived from investment of general investment deposits**

	The Group and the Bank	
	31 December	31 December
	2019	2018
	RM'000	RM'000
Financing, advances and other financing/loans:		
- Profit income	2,300,889	1,832,607
- Unwinding income*	21,821	9,482
Debt instruments at fair value through other comprehensive income	97,607	70,420
Debt instruments at amortised cost	216,111	154,421
Money at call and deposit with financial institutions	<u>196,874</u>	<u>194,807</u>
	2,833,302	2,261,737
Accretion of discount less amortisation of premium	(5,294)	(1,234)
Other finance income for financial assets at fair value through profit or loss		
- Financial assets at fair value through profit or loss	70,705	29,463
- Financing, advances and other financing/loans	8,920	-
- Net accretion of discount less amortisation of premium	<u>69,154</u>	<u>54,876</u>
Total finance income and hibah	2,976,787	2,344,842
Other operating income		
Net gain from financial assets at fair value through profit or loss:		
- realised	20,646	4,616
- unrealised	523	405
Net gain from sale of investment in debt instruments at fair value through other comprehensive income	63,117	4,729
Net unrealised loss arising from financing, advances and other financings at fair value through profit or loss	(1,820)	-
Net loss from foreign exchange transactions	<u>(2,268)</u>	<u>(9,694)</u>
	80,198	56
Fee and commission income		
- Guarantee fee	9,972	6,468
	<u>3,066,957</u>	<u>2,351,366</u>

*\*Unwinding income is income earned on impaired financial assets.*

**CIMB Islamic Bank Berhad**

(Incorporated in Malaysia)

**Notes to the Financial Statements  
for the financial year ended 31 December 2019 (Continued)****34 Income derived from investment of depositors' fund and others  
(Continued)****(ii) Income derived from investment of specific investment deposits**

	The Group and the Bank	
	31 December 2019 RM'000	31 December 2018 RM'000
Money at call and deposit with financial institutions	<u>3,110</u>	<u>3,223</u>

**(iii) Income derived from investment of other deposits**

	The Group and the Bank	
	31 December 2019 RM'000	31 December 2018 RM'000
Financing, advances and other financing/loans:		
- Profit income	839,726	874,434
- Unwinding income*	8,070	4,580
Debt instruments at fair value through other comprehensive income	35,616	32,826
Debt instruments at amortised cost	79,028	71,885
Money at call and deposit with financial institutions	<u>71,417</u>	<u>97,189</u>
	<u>1,033,857</u>	<u>1,080,914</u>
Accretion of discount less amortisation of premium	(1,997)	(543)
Other finance income for financial assets at fair value through profit or loss		
- Financial assets at fair value through profit or loss	25,874	15,342
- Financing, advances and other financing/loans	3,325	-
- Net accretion of discount less amortisation of premium	<u>25,197</u>	<u>26,341</u>
Total finance income and hibah	<u>1,086,256</u>	<u>1,122,054</u>
Other operating income		
Net gain from financial assets at fair value through profit or loss:		
- realised	7,424	1,935
- unrealised	165	103
Net gain from sale of investment in debt instruments at fair value through other comprehensive income	22,848	2,313
Net unrealised loss arising from financing, advances and other financings at fair value through profit or loss	(654)	-
Net (loss)/gain from foreign exchange transactions	<u>(832)</u>	<u>4,925</u>
	<u>28,951</u>	<u>9,276</u>
Fees and commission income		
- Guarantee fee	3,654	3,078
	<u>1,118,861</u>	<u>1,134,408</u>

\*Unwinding income is income earned on impaired financial assets

# CIMB Islamic Bank Berhad

(Incorporated in Malaysia)

## Notes to the Financial Statements for the financial year ended 31 December 2019 (Continued)

### 35 Income derived from investment of investment account

	The Group and the Bank	
	31 December 2019 RM'000	31 December 2018 RM'000
Financing, advances and other financing/loans:		
- Profit income	387,308	495,972
- Unwinding income*	-	8
Money at call and deposit with financial institutions	28,342	59,583
Fees and commission income		
- Service charge and fee	20	-
	<u>415,670</u>	<u>555,563</u>

*\*Unwinding income is income earned on impaired financial assets*

**CIMB Islamic Bank Berhad**

(Incorporated in Malaysia)

**Notes to the Financial Statements  
for the financial year ended 31 December 2019 (Continued)****36 Income derived from investment of shareholder's fund**

	The Group		The Bank	
	31 December 2019 RM'000	31 December 2018 RM'000	31 December 2019 RM'000	31 December 2018 RM'000
Financing, advances and other financing/loans:				
- Profit income	198,878	161,089	198,878	161,089
- Unwinding income*	1,885	835	1,885	835
Debt instruments at fair value through other comprehensive income	8,436	6,178	8,436	6,178
Debt instruments at amortised cost	18,681	13,545	18,681	13,545
Money at call and deposits with financial institutions	17,023	17,212	17,023	17,212
	<b>244,903</b>	<b>198,859</b>	<b>244,903</b>	<b>198,859</b>
Accretion of discount less amortisation of premium	(456)	(107)	(456)	(107)
Other finance income for financial assets at fair value through profit or loss				
- Financial assets at fair value through profit or loss	6,111	2,609	6,111	2,609
- Financing, advances and other financing/loans	777	-	777	-
- Net accretion of discount less amortisation of premium	5,973	4,817	5,973	4,817
Total finance income and hibah	<b>257,308</b>	<b>206,178</b>	<b>257,308</b>	<b>206,178</b>
Other operating income				
Net gain from financial assets at fair value through profit or loss:				
- realised	1,795	406	1,795	406
- unrealised	43	32	43	32
Net gain from sale of investment in debt instruments at fair value through other comprehensive income	5,460	414	5,460	414
Net unrealised loss arising from financing, advances and other financings at fair value through profit or loss	(157)	-	(157)	-
Net loss from foreign exchange transactions	(186)	(855)	(186)	(855)
Net loss from hedging activities	(2,162)	(2,248)	(2,162)	(2,248)
Net gain from derivative financial instruments:				
- realised	64,099	76,484	64,099	76,484
- unrealised	(15,685)	(12,908)	(15,685)	(12,908)
Net(loss)/gain arising from financial liabilities designated at fair value through profit or loss				
- realised	(839)	3	(839)	3
- unrealised	1,840	1,225	1,840	1,225
	<b>54,208</b>	<b>62,553</b>	<b>54,208</b>	<b>62,553</b>
Fees and commission income				
- Guarantee fee	863	570	863	570
- Service charge and fee	66,615	82,397	68,432	84,802
- Commission fee	88,998	65,833	88,998	65,833
Total fee and commission income	156,476	148,800	158,293	151,205
Less : Fee and commission expense	(20,105)	(5,539)	(20,105)	(5,539)
Net fees and commission income	136,371	143,261	138,188	145,666
Other income	1,917	2,543	1,917	2,543
	<b>449,804</b>	<b>414,535</b>	<b>451,621</b>	<b>416,940</b>

\*Unwinding income is income earned on impaired financial assets

# CIMB Islamic Bank Berhad

(Incorporated in Malaysia)

## Notes to the Financial Statements for the financial year ended 31 December 2019 (Continued)

### 37 Expected credit losses on financing, advances and other financing/loans

	The Group and the Bank	
	31 December 2019 RM'000	31 December 2018 RM'000
Expected credit losses on financing, advances and other financing/loans at amortised cost:		
- Expected credit losses on financing, advance and other financing/loans	100,155	157,564
Impaired financing, advances and other financing/loans:		
- recovered	(52,916)	(53,328)
- written off	2,033	3,222
	<u>49,272</u>	<u>107,458</u>

### 38 Other expected credit losses

	The Group and the Bank	
	31 December 2019 RM'000	31 December 2018 RM'000
Expected credit losses made/(written back) on:		
- Debt instruments at fair value through other comprehensive income	731	547
- Debt instruments at amortised cost	188	(176)
- Money at call and deposits and placements with banks and other financial institutions	(186)	165
- Other receivables	(12)	(62)
	<u>721</u>	<u>474</u>

**CIMB Islamic Bank Berhad**

(Incorporated in Malaysia)

**Notes to the Financial Statements  
for the financial year ended 31 December 2019 (Continued)****39 Income attributable to depositors and others**

	The Group		The Bank	
	31 December 2019 RM'000	31 December 2018 RM'000	31 December 2019 RM'000	31 December 2018 RM'000
Deposits from customers:				
- Mudharabah	3,115	3,917	3,115	3,916
- Non-Mudharabah	2,461,354	2,090,667	2,461,354	2,090,667
Deposits and placements of banks and other financial institutions:				
- Non-Mudharabah	61,029	50,311	61,029	50,311
Others				
- Financial liabilities designated at fair value through profit or loss	1,786	67	1,786	67
- Subordinated Sukuk	35,409	32,131	35,409	32,131
- Recourse obligation on loans and financing sold to Cagamas	69,188	84,259	69,188	84,259
- Sukuk	10,710	13,972	-	-
- Structured deposits	766	550	766	550
- Lease liabilities	124	-	124	-
- Others	-	-	12,483	16,428
	<u>2,643,481</u>	<u>2,275,874</u>	<u>2,645,254</u>	<u>2,278,329</u>

**40 Profit distributed to investment account holder**

	The Group and the Bank	
	31 December 2019 RM'000	31 December 2018 RM'000
- Restricted	268,890	350,857
- Unrestricted	39,078	87,829
	<u>307,968</u>	<u>438,686</u>

# CIMB Islamic Bank Berhad

(Incorporated in Malaysia)

## Notes to the Financial Statements for the financial year ended 31 December 2019 (Continued)

### 41 Personnel costs

	The Group and the Bank	
	31 December 2019 RM'000	31 December 2018 RM'000
Salaries, allowances and bonuses	23,342	24,122
Pension costs (defined contribution plan)	2,260	2,359
Staff incentives and other staff payments	259	438
Transformation initiative expenses	3,062	-
Medical expenses	203	158
Others	496	674
	<u>29,622</u>	<u>27,751</u>

### 42 Other overheads and expenditures

	The Group		The Bank	
	31 December 2019 RM'000	31 December 2018 RM'000	31 December 2019 RM'000	31 December 2018 RM'000
<b>Establishment costs</b>				
Depreciation of property, plant equipment	2,512	3,784	2,512	3,784
Amortisation of intangible assets	8,887	9,757	8,887	9,757
Rental	518	2,353	518	2,353
Security expenses	19	13	19	13
Utility expenses	34	81	34	81
Others	3,385	1,406	3,385	1,406
<b>Marketing expenses</b>				
Advertisement and publicity	4,777	2,475	4,777	2,475
Others	6,295	1,187	6,295	1,187
<b>Administration and general expenses</b>				
Consultancy and professional fees	10,522	1,094	10,522	1,094
Legal expenses	75	1,000	75	1,000
Stationery	471	394	471	394
Postages	1,461	2,407	1,461	2,407
Donation	2,792	4,867	2,792	4,867
Incidental expenses on banking operations	4,684	4,579	4,684	4,579
Takaful	10,254	9,522	10,254	9,522
Group service expense <sup>#</sup>	853,772	-	853,772	-
Others	20,241	12,710	20,098	12,503
	<u>930,699</u>	<u>57,629</u>	<u>930,556</u>	<u>57,422</u>
<b>Shared service costs <sup>#</sup></b>				
	-	519,837	-	519,837
	<u>930,699</u>	<u>577,466</u>	<u>930,556</u>	<u>577,259</u>

<sup>#</sup> In 2019, the Bank has changed its shared services operating model from cost sharing arrangement to service agreement arrangement.



# CIMB Islamic Bank Berhad

(Incorporated in Malaysia)

## Notes to the Financial Statements for the financial year ended 31 December 2019 (Continued)

### 42 Other overheads and expenditures (Continued)

The personnel expenses and other overhead and expenditures include the following statutory disclosures:

	The Group		The Bank	
	31 December 2019 RM'000	31 December 2018 RM'000	31 December 2019 RM'000	31 December 2018 RM'000
Directors remuneration (Note 43)	6,510	6,683	6,510	6,683
Auditors' remuneration :				
PwC Malaysia (audit):				
- statutory audit	403	299	397	293
- limited review	71	69	71	69
- other audit related	244	636	244	636
PwC Malaysia (non-audit):				
- PwC Malaysia (non-audit)	47	38	47	38

# CIMB Islamic Bank Berhad

(Incorporated in Malaysia)

## Notes to the Financial Statements for the financial year ended 31 December 2019 (Continued)

### 43 Directors and Shariah Committee Members remuneration

The Directors of the Bank in office during the financial year were as follows:

#### Executive Director

Ahmad Shahriman bin Mohd Shariff (appointed on 1 October 2019)

Mohamed Rafe bin Mohamed Haneef (resigned on 1 October 2019)

#### Non-Executive Directors

Dato' Mohamed Ross bin Mohd Din

Rosnah binti Dato' Kamarul Zaman

Ho Yuet Mee

Ahmed Baqar Rehman

Jalalullail Othman

The Directors and Shariah Committee members of the Group and the Bank and their total remuneration during the financial year are analysed below:

	<b>The Group and the Bank</b>	
	<b>31 December 2019 RM'000</b>	<b>31 December 2018 RM'000</b>
Executive Director		
- Salary and other remuneration	<b>2,342</b>	2,715
- Bonus	<b>2,065</b>	2,323
- Benefits-in-kind	<b>306</b>	8
Non-Executive Directors		
- Fees	<b>753</b>	691
- Other remuneration	<b>1,013</b>	915
- Benefits-in-kind	<b>31</b>	31
Shariah Committee members		
- Fees	<b>688</b>	708
- Other remuneration	<b>160</b>	147
	<b><u>7,358</u></b>	<b><u>7,538</u></b>

The Director's bonus for the financial year 2019 will be paid in tranches, spread over financial year 2020, while for financial year 2018, it was similarly paid in tranches, spread over financial year 2019. A similar condition is also imposed on the bonus for certain key personnel.

**CIMB Islamic Bank Berhad**

(Incorporated in Malaysia)

**Notes to the Financial Statements  
for the financial year ended 31 December 2019 (Continued)****43 Directors and Shariah Committee Members remuneration (Continued)**

	The Group and the Bank			
	Fees	Salary	Benefits-	Total
	RM'000	and/or other remuneration RM'000	in-kind RM'000	RM'000
<b>2019</b>				
<b>Executive Directors</b>				
Ahmad Shahriman bin Mohd Shariff	-	270	2	272
Mohamed Rafe bin Mohamed Haneef	-	4,137	304	4,441
	-	4,407	306	4,713
<b>Non-Executive Directors</b>				
Dato' Mohamed Ross bin Mohd Din	140	323	31	494
Rosnah binti Dato' Kamarul Zaman	140	200	-	340
Ho Yuet Mee	140	75	-	215
Ahmed Baqar Rehman	193	255	-	448
Jalalullail Othman	140	160	-	300
	753	1,013	31	1,797
<b>Shariah Committee members</b>				
Dr. Shafaai bin Musa	119	15	-	134
Associate Professor Dr. Aishath Muneza	92	15	-	107
Ahmed Baqar Rehman	52	12	-	64
Professor Dr. Yousef				
Abdullah Al Shubaily	205	41	-	246
Dr. Nedham Yaqoobi	205	72	-	277
Dr Ahmad Sufian Che Abdullah	15	5	-	20
Professor Dr. Mohammad				
Hashim Kamali	-	-	-	-
Yang Amat Arif Professor Adjung				
Dato' Dr. Haji Mohd Na'im bin Haji Mokhtar	-	-	-	-
	688	160	-	848
	1,441	5,580	337	7,358

Note: The Directors and officers of the Group and of the Bank are covered by Directors and Officers liability insurance for any liability incurred in the discharge of their duties, provided that they have not acted fraudulently or dishonestly or derived any personal profit or advantage. The insurance premium paid during the financial year for the Group and the Bank amounted to RM305,598 (2018: RM145,059) respectively.

**CIMB Islamic Bank Berhad**

(Incorporated in Malaysia)

**Notes to the Financial Statements  
for the financial year ended 31 December 2019 (Continued)****43 Directors and Shariah Committee Members remuneration (Continued)**

	<b>The Group and the Bank Salary and/or other remuneration</b>			<b>Benefits- in-kind</b>	<b>Total</b>
	<b>Fees RM'000</b>	<b>RM'000</b>	<b>RM'000</b>	<b>RM'000</b>	<b>RM'000</b>
<b>2018</b>					
<b>Executive Directors</b>					
Mohamed Rafe bin Mohamed Haneef	-	5,038	8		5,046
	-	5,038	8		5,046
<b>Non-Executive Directors</b>					
Dato' Mohamed Ross bin Mohd Din	140	305	31		476
Rosnah binti Dato' Kamarul Zaman	140	195	-		335
Ho Yuet Mee	140	70	-		210
Ahmed Baqar Rehman	140	225	-		365
Jalalullail Othman	131	120	-		251
	691	915	31		1,637
<b>Shariah Committee members</b>					
Associate Professor Dr. Mohamed Azam bin Mohamed Adil	-	1	-		1
Professor Dr. Mohammad Hashim Kamali	96	5	-		101
Dr. Nedham Yaqoobi	202	60	-		262
Yang Amat Arif Professor Adjung Dato' Dr. Haji Mohd Na'im bin Haji Mokhtar	43	2	-		45
Associate Professor Dr. Shafaai bin Musa	96	5	-		101
Professor Dr. Yousef Abdullah Al Shubaily	202	70	-		272
Associate Professor Dr. Aishath Muneeza	69	4	-		73
	708	147	-		855
	1,399	6,100	39		7,538

**CIMB Islamic Bank Berhad**

(Incorporated in Malaysia)

**Notes to the Financial Statements  
for the financial year ended 31 December 2019 (Continued)****44 Taxation and zakat**

	<b>The Group</b>	
	<b>31 December 2019</b>	<b>31 December 2018</b>
	<b>RM'000</b>	<b>RM'000</b>
Taxation based on profit for the financial year:		
- Malaysian income tax	270,905	268,741
Deferred taxation (Note 10)	(3,563)	(64,101)
Under/(over) provision in prior years	53,379	(3,826)
	<u>320,721</u>	<u>200,814</u>
Zakat	3,700	2,100
	<u>324,421</u>	<u>202,914</u>
<b>Reconciliation between tax expense and the Malaysian tax rate</b>		
Profit before taxation and zakat	1,112,431	1,033,223
Tax calculated at a rate of 24% (2018: 24%)	266,983	247,974
Tax effects:		
- income not subject to tax	(7,765)	(48,138)
- expenses not deductible for tax purposes	8,124	4,804
Under/(over) provision in prior years	53,379	(3,826)
Tax expense	<u>320,721</u>	<u>200,814</u>

	<b>The Bank</b>	
	<b>31 December 2019</b>	<b>31 December 2018</b>
	<b>RM'000</b>	<b>RM'000</b>
Taxation based on profit for the financial year:		
- Malaysian income tax	270,905	268,741
Deferred taxation (Note 10)	(3,563)	(64,101)
Under/(over) provision in prior years	53,379	(3,826)
	<u>320,721</u>	<u>200,814</u>
Zakat	3,700	2,100
	<u>324,421</u>	<u>202,914</u>
<b>Reconciliation between tax expense and the Malaysian tax rate</b>		
Profit before taxation and zakat	1,112,618	1,033,380
Tax calculated at a rate of 24% (2018: 24%)	267,028	248,011
Tax effects:		
- income not subject to tax	(7,765)	(48,138)
- expenses not deductible for tax purposes	8,079	4,767
Under/(over) provision in prior years	53,379	(3,826)
Tax expense	<u>320,721</u>	<u>200,814</u>

## **CIMB Islamic Bank Berhad**

(Incorporated in Malaysia)

### **Notes to the Financial Statements for the financial year ended 31 December 2019 (Continued)**

#### **45 Earnings per share**

(a) Basic earnings per share

The basic earnings per ordinary share for the Group and the Bank are calculated based on the net profit for the financial year of RM788,010,000 (2018: RM830,309,000) and RM788,197,000 (2018: RM830,466,000) respectively divided by the weighted average number of ordinary shares of 1,000,000,000 (2018: 1,000,000,000) in issue during the financial year respectively.

(b) Diluted earnings per share

The Group has no dilution in its earnings per ordinary share in the current and previous financial year as there are no dilutive potential ordinary shares.

# CIMB Islamic Bank Berhad

(Incorporated in Malaysia)

## Notes to the Financial Statements for the financial year ended 31 December 2019 (Continued)

### 46 Significant related party transactions and balances

For the purposes of these financial statements, parties (both companies and key management personnel) are considered to be related to the Group if the Group or the Bank has the ability, directly or indirectly to control the party or exercise significant influence over the party in making financial and operating decisions, or vice versa, or where the Group or the Bank and the party are subject to common control or common significant influence.

The Group and the Bank have related party relationships with their holding companies, subsidiaries, associates and joint ventures of holding companies and key management personnel.

#### (a) Related parties and relationship

The related parties of, and their relationship with the Bank, are as follows:

Related parties	Relationship
CIMB Group Holdings Berhad	Ultimate holding company
CIMB Group Sdn. Bhd.	Penultimate holding company
CIMB Bank Berhad	Immediate holding company
CIMB Islamic Nominees (Tempatan) Sdn. Bhd.	Subsidiary
CIMB Islamic Nominees (Asing) Sdn. Bhd.	Subsidiary
Ziya Capital Berhad	Subsidiary
Subsidiaries of CIMB Group Holdings Berhad as disclosed in its financial statements	Subsidiaries of ultimate holding company
Subsidiaries of CIMB Group Sdn. Bhd. as disclosed in its financial statements	Subsidiaries of penultimate holding company
Subsidiaries of CIMB Bank Berhad as disclosed in its financial statements	Subsidiaries of immediate holding company
Associates and joint venture of CIMB Group Holdings Berhad as disclosed in its financial statements	Associates and joint venture of ultimate holding company
Associates and joint venture of CIMB Group Sdn. Bhd. as disclosed in its financial statements	Associates and joint venture of penultimate holding company
Joint venture of CIMB Bank Berhad as disclosed in its financial statements	Joint venture of immediate holding company
Key management personnel	See below

**CIMB Islamic Bank Berhad**

(Incorporated in Malaysia)

**Notes to the Financial Statements  
for the financial year ended 31 December 2019 (Continued)****46 Significant related party transactions and balances (Continued)****(a) Related parties and relationship (Continued)**

Key management personnel are those persons having the authority and responsibility for planning, directing and controlling the activities of the Bank either directly or indirectly. The key management personnel of the Bank include all the Directors of the Bank and its employees who make certain critical decisions in relation to the strategic direction of the Bank.

**(b) Related party transactions and balances of the Group and the Bank**

A number of banking transactions are entered into with related parties in the normal course of business. These include financing, advances and other financing/loans, deposits, derivative transactions and other financial instruments. These transactions were carried out on agreed terms with the related party.

	Immediate and ultimate holding company RM'000	Other related companies RM'000	Key management personnel RM'000
<b>The Group and the Bank</b>			
<b>2019</b>			
<b>Income</b>			
Fee income	-	2,041	-
Profit income on deposits and placement with banks and other financial institutions	16,690	2	-
Profit income on financing, advances and other financing/loans	-	-	26
<b>Expenditure</b>			
Profit expense on deposits and placements of banks and other financial institutions	31,199	6,710	5
Profit expense on deposits from customers	-	1,211	-
Profit expense on Investment accounts due to designated financial institutions	268,890	-	-
Profit expense on subordinated sukuk	22,651	5,112	-
Profit expense on sukuk	-	12,483	-
Group services expense	844,205	9,567	-
Establishment-Security expenses	-	311	-
Professional Fess	-	8,480	-



**CIMB Islamic Bank Berhad**

(Incorporated in Malaysia)

**Notes to the Financial Statements  
for the financial year ended 31 December 2019 (Continued)****46 Significant related party transactions and balances (Continued)****(b) Related party transactions and balances of the Group and the Bank  
(Continued)**

A number of banking transactions are entered into with related parties in the normal course of business. These include financing, advances and other financing/loans, deposits, derivative transactions and other financial instruments. These transactions were carried out on agreed terms with the related party.  
(Continued)

	Immediate holding company	Other related companies	Key management personnel
	RM'000	RM'000	RM'000
<b>The Group and the Bank 2018</b>			
<b>Income</b>			
Fee income	-	2,738	-
Profit income on deposits and placement with banks and other financial institutions	16,731	-	-
Profit income on financing, advances and other financing/loans	-	-	115
<b>Expenditure</b>			
Profit expense on deposits and placements of banks and other financial institutions	22,107	10,020	430
Profit expense on deposits from customers	-	1,364	-
Profit expense on Investment accounts due to designated financial institutions	350,857	-	-
Profit expense on subordinated sukuk	14,728	7,994	-
Profit expense on sukuk	-	46,005	-
Shared service costs	506,517	13,321	-
Establishment-Security expenses	-	13	-

**CIMB Islamic Bank Berhad**

(Incorporated in Malaysia)

**Notes to the Financial Statements  
for the financial year ended 31 December 2019 (Continued)****46 Significant related party transactions and balances (Continued)****(b) Related party transactions and balances of the Group and the Bank  
(Continued)**

A number of banking transactions are entered into with related parties in the normal course of business. These include financing, advances and other financing/loans, deposits, derivative transactions and other financial instruments. These transactions were carried out on agreed terms with the related party.  
(Continued)

	Immediate and ultimate holding company RM'000	Other related companies RM'000	Key management personnel RM'000
<b>The Group and the Bank 2019</b>			
<b>Amounts due from</b>			
Current accounts, deposits and placements with banks and other financial institutions	475,961	13,729	-
Financing, advances and other financing/loans	-	-	2,127
Derivatives	86,174	-	-
Others	-	-	-
<b>Amounts due to</b>			
Deposit from customers	-	405,183	42
Deposits and placements of banks and other financial institutions	1,772,972	880	-
Investment accounts due to designated financial institutions	5,021,974	-	-
Subordinated sukuk	1,118,255	-	-
Derivatives	194,617	-	-
Others	605	266,222	-
<b>Commitment and contingencies</b>			
Foreign exchange related contracts	11,746,564	-	-
Equity related contracts	36,755	-	-
Profit rate related contracts	8,074,365	-	-
Credit related contract	20,750	-	-

**CIMB Islamic Bank Berhad**

(Incorporated in Malaysia)

**Notes to the Financial Statements  
for the financial year ended 31 December 2019 (Continued)****46 Significant related party transactions and balances (Continued)****(b) Related party transactions and balances of the Group and the Bank (Continued)**

A number of banking transactions are entered into with related parties in the normal course of business. These include financing, advances and other financing/loans, deposits, derivative transactions and other financial instruments. These transactions were carried out on agreed terms with the related party. (Continued)

	Immediate and ultimate holding company	Other related companies	Key management personnel
The Group and the Bank 2018	RM'000	RM'000	RM'000
<b>Amounts due from</b>			
Current accounts, deposits and placements with banks and other financial institutions	786,428	15,047	-
Financing, advances and other financing/loans	-	-	1,958
Derivatives	192,630	-	-
Others	216,801	-	-
<b>Amounts due to</b>			
Deposit from customers	-	350,700	672
Deposits and placements of banks and other financial institutions	987,017	930	-
Investment accounts due to designated financial institutions	8,216,809	-	-
Subordinated sukuk	316,136	131,300	-
Derivatives	372,624	-	-
Others	9,980	358,265	-
<b>Commitment and contingencies</b>			
Foreign exchange related contracts	10,779,791	-	-
Equity related contracts	129,201	-	-
Profit rate related contracts	10,746,502	-	-
Credit related contract	20,750	-	-

Other related party balances are unsecured, non-profit bearing and repayable on demand.

**CIMB Islamic Bank Berhad**

(Incorporated in Malaysia)

**Notes to the Financial Statements  
for the financial year ended 31 December 2019 (Continued)****46 Significant related party transactions and balances (Continued)****(c) Related party expenses transaction by geographical**

	31 December 2019 The Group and the Bank Shared service		
	Profit Expense RM'000	cost RM'000	Others RM'000
Malaysia	348,256	853,772	8,791

	31 December 2018 The Group and the Bank Shared service		
	Profit Expense RM'000	cost RM'000	Others RM'000
Malaysia	453,075	519,837	13

**(d) Key management personnel**Key management compensation

	The Group and the Bank	
	31 December 2019 RM'000	31 December 2018 RM'000
Salaries and other employee benefits	<u>20,633</u>	<u>31,602</u>

	The Group and the Bank	
	31 December 2019 Unit	31 December 2018 Unit
Shares of the ultimate holding company	<u>207,719</u>	<u>695,948</u>

Financing to Directors of the Bank amounting to RM1,894,546 (2018: RM1,958,011). Financing made to other key management personnel of the Group and the Bank are on similar terms and conditions generally available to other employees within the Group. No ECL were required in 2019 and 2018 for financing, advances and other financing/loans made to the key management

**CIMB Islamic Bank Berhad**

(Incorporated in Malaysia)

personnel.

**Notes to the Financial Statements  
for the financial year ended 31 December 2019 (Continued)****46 Significant related party transactions and balances (Continued)****(e) Credit transactions and exposures with connected parties**

Credit exposures with connected parties as per Bank Negara Malaysia's revised 'Guidelines on Credit Transactions and Exposures with Connected Parties' which became effective in 2008 are as follows:

	<b>The Group and the Bank</b>	
	<b>31 December</b>	<b>31 December</b>
	<b>2019</b>	<b>2018</b>
	<b>RM'000</b>	<b>RM'000</b>
Outstanding credit exposures with connected parties	<b>1,604,914</b>	2,470,906
Percentage of outstanding credit exposures to connected parties as a proportion of total credit exposures	<b>1.4%</b>	2.4%
Percentage of outstanding credit exposures with connected parties which is non-performing or in default	<b>0.0%</b>	0.0%

**(f) Transactions with shareholders and Government**

Khazanah Nasional Berhad ("KNB"), the major shareholder of the ultimate holding company, owns 23.8% of the issued capital of the ultimate holding company (2018: 26.8%). KNB is an entity controlled by the Malaysian Government. The Group and the Bank consider that, for the purpose of MFRS 124 "Related Party Disclosures", KNB and the Malaysian Government are in the position to exercise significant influence over it. As a result, the Malaysian Government and Malaysian Government controlled bodies (collectively referred to as "government-related entities") are related parties of the Group and the Bank.

The Group and the Bank have collectively, but not individually, entered into significant transactions with other government-related entities which include but not limited to the following:

- Purchase of securities issued by government-related entities
- Financing to government-related entities
- Deposit placing with and deposit taking from government-related entities

These transactions are conducted in the ordinary course of the Group's and the Bank's business on agreed terms and consistently applied in accordance with the Group's and the Bank's internal policies and processes. These rates do not depend on whether the counterparties are government-related entities or not.

**CIMB Islamic Bank Berhad**

(Incorporated in Malaysia)

**Notes to the Financial Statements  
for the financial year ended 31 December 2019 (Continued)****46 Significant related party transactions and balances (Continued)****(g) Equity Ownership Plan (“EOP”)**

The EOP was introduced on 1 April 2011 by CIMB Group where CIMB Group will grant ordinary shares of CIMB Group to selected employees of the Bank. Under the EOP, earmarked portions of variable remuneration of selected employees of the Bank will be utilised to purchase ordinary shares of CIMB Group from the market. The purchased shares will be released progressively to the eligible employees at various dates after the purchase date, subject to continued employment. A related company will act on behalf of CIMB Group to administer the EOP and to hold the shares in trust up to the pre-determined transfer dates. The eligibility of participation in the EOP shall be at the discretion of the Group Compensation Review Committee of CIMB Group.

Upon termination of employment other than retirement, disability or death, any unreleased shares will cease to be transferable to the employee and will be disposed accordingly. In the event of retirement, disability or death of the eligible employee, the release of shares will be accelerated to the date of termination of employment and the shares will be assigned to the designated beneficiary.

The total share-based payment expense recognised in statement of income for the Group and the Bank during the financial year amounted to RM1,272,251 (2018: RM1,017,981).

The weighted average fair value of shares awarded under EOP was RM5.19 per ordinary share (2018: RM7.07), based on market price during the period in which they were purchased.

Movements in the number of CIMB Group’s ordinary shares awarded are as follows:

	<b>The Group and the Bank</b>	
	<b>2019</b>	2018
	<b>Unit</b>	Unit
	<b>'000</b>	'000
Shares :		
At 1 January	727	691
Awarded	508	443
Released	(494)	(407)
At 31 December	<u>741</u>	<u>727</u>

**CIMB Islamic Bank Berhad**

(Incorporated in Malaysia)

**Notes to the Financial Statements  
for the financial year ended 31 December 2019 (Continued)****47 Capital commitments**

Capital expenditure approved by Directors but not provided for in the Financial Statements are as follows:

	<b>The Group and the Bank</b>	
	<b>31 December</b>	31 December
	<b>2019</b>	2018
	<b>RM'000</b>	RM'000
Capital expenditure:		
- authorised and contracted for	759	1,593
- authorised but not contracted for	<u>4,133</u>	<u>4,085</u>
	<u><b>4,892</b></u>	<u><b>5,678</b></u>

Analysed as follows:

	<b>The Group and the Bank</b>	
	<b>31 December</b>	31 December
	<b>2019</b>	2018
	<b>RM'000</b>	RM'000
Property, plant and equipment	4,013	3,786
Computer software	<u>879</u>	<u>1,892</u>
	<u><b>4,892</b></u>	<u><b>5,678</b></u>

**48 Lease commitments**

The lease commitments in respect of rented premises, all of which are classified as operating leases. A summary of the non-cancellable long-term commitments is as follows:

From 1 January 2019, the Group has recognised right-of-use assets for these leases, except for short-term and low-value leases, see Note 16 for details.

	<b>The Group and the Bank</b>	
	<b>31 December</b>	31 December
	<b>2019</b>	2018
	<b>RM'000</b>	RM'000
Within one year	-	804
One year to five years	<u>-</u>	<u>1,607</u>

# **CIMB Islamic Bank Berhad**

(Incorporated in Malaysia)

## **Notes to the Financial Statements for the financial year ended 31 December 2019 (Continued)**

### **49 Segment reporting**

Operating segments are reported in a manner consistent with the internal reporting provided to the chief operating decision-maker. The chief operating decision-maker is the person or group that allocates resources to and assesses the performance of the operating segments of an entity. The Group has determined the Group Executive Committee as its chief operating decision-maker.

Segment information is presented in respect of the Group's business segment and geographical segment.

The business segment results are prepared based on the Group's internal management reporting, which reflect the organisation's management reporting structure.

#### **(i) Business segment reporting**

##### Definition of segments

The Group has five major operation divisions that form the basis on which the Group reports its segment information.

##### *Consumer Banking*

Consumer Banking provides everyday banking solutions to individual customers covering Islamic financial products and services such as residential property financing, non-residential property financing, personal financing, hire purchase financing, credit cards, wealth management, bancatakaful, remittance and foreign exchange, deposits and internet banking services.

##### *Commercial Banking*

Commercial Banking offers products and services for customer segments comprising small and medium-scale enterprises ("SMEs") and mid-sized corporations. Their products and services include banking credit facilities, trade financing, cash management, online business banking platform, remittance and foreign exchange, as well as general deposit products



# **CIMB Islamic Bank Berhad**

(Incorporated in Malaysia)

## **Notes to the Financial Statements for the financial year ended 31 December 2019 (Continued)**

### **49 Segment reporting (Continued)**

#### **(i) Business segment reporting (Continued)**

##### *Wholesale Banking*

Wholesale Banking comprises comprises Investment Banking, Corporate Banking, Treasury and Markets, Transaction Banking, and Private Banking.

- Investment Banking includes end-to-end client coverage and advisory services. Client coverage focuses on marketing and delivering solutions to corporate and financial institutional clients whereas advisory offers financial advisory services to corporations on issuance of debt restructuring, initial public offerings, secondary offerings and general corporate advisory.
- Corporate Banking offers a broad spectrum of Islamic funding solutions ranging from trade, working capital lines and capital expenditure to leveraging, merger and acquisition, leveraged and project financing. Corporate Banking's client managers partner with product specialists within the Group to provide a holistic funding solution, from cash management, trade finance, foreign exchange, custody and corporate financings, to derivatives, structured products and debt capital market.
- Treasury and Markets focuses on treasury activities and services which include foreign exchange, money market, derivatives and trading of capital market instruments. It includes the Group's equity derivatives which develops and issues new equity derivatives instruments such as structured warrants and over-the-counter options to provide investors with alternative investment avenues.

# **CIMB Islamic Bank Berhad**

(Incorporated in Malaysia)

## **Notes to the Financial Statements for the financial year ended 31 December 2019 (Continued)**

### **49 Segment reporting (Continued)**

#### **(i) Business segment reporting (Continued)**

##### *Wholesale Banking (Continued)*

Wholesale Banking comprises comprises Investment Banking, Corporate Banking, Treasury and Markets, Transaction Banking, and Private Banking (Continued)

- Transaction Banking comprises Trade Finance and Cash Management which provide various trade facilities and cash management solutions.
- Private Banking offers a full suite of wealth management solutions to high net worth individuals with access to a complete range of private banking services, extending from investment to securities financing to trust services.

##### *Group Venture & Partnership and Funding*

Group Ventures & Partnerships drives all strategic partnerships across business lines Group-wide and explores strategic equity joint ventures in the ecosystem space. Funding encompasses a wide range of activities from capital, balance sheet and fixed income investments and management, as well as the funding and incubation of corporate ventures and projects.

**CIMB Islamic Bank Berhad**

(Incorporated in Malaysia)

**Notes to the Financial Statements  
for the financial year ended 31 December 2019 (Continued)****49 Segment reporting (Continued)****(i) Business segment reporting (Continued)**

31 December 2019 The Group	Commercial Banking RM'000	Consumer Banking RM'000	Wholesale Banking RM'000	Group Ventures & Partnership and Funding RM'000	Total RM'000
Net financing income:					
- external	428,782	1,357,765	(392,744)	393,859	1,787,662
- inter-segment	(29,454)	(578,518)	868,868	(260,896)	-
	399,328	779,247	476,124	132,963	1,787,662
Other operating income	70,868	112,276	45,260	86,887	315,291
Total income	470,196	891,523	521,384	219,850	2,102,953
Overhead expenses	(95,598)	(469,437)	(146,701)	(248,585)	(960,321)
Consist of :					
Depreciation of property, plant and equipment	-	(2,468)	(44)	-	(2,512)
Amortisation of intangible assets	(11)	(6,996)	(1,880)	-	(8,887)
Profit/(loss) before allowances	374,598	422,086	374,683	(28,735)	1,142,632
Expected credit losses (made)/written-back on financing advances and other financing/loans	36,842	(143,918)	57,804	-	(49,272)
Expected credit losses (made)/written-back for commitments and contingencies	(2,548)	(9,986)	32,326	-	19,792
Other expected credit losses (made)	-	-	(54)	(667)	(721)
Segment results	408,892	268,182	464,759	(29,402)	1,112,431
Taxation and zakat					(324,421)
<b>Net profit for the financial year</b>					<b>788,010</b>
Segment assets	13,076,318	50,477,058	31,692,012	10,916,585	106,161,973
Unallocated assets					401,231
<b>Total assets</b>					<b>106,563,204</b>
Segment liabilities	11,442,262	33,382,526	47,946,535	6,695,717	99,467,040
Unallocated liabilities					765,350
<b>Total liabilities</b>					<b>100,232,390</b>
<b>Other segment items</b>					
Capital expenditure	3	4,769	475	-	5,247

**CIMB Islamic Bank Berhad**

(Incorporated in Malaysia)

**Notes to the Financial Statements  
for the financial year ended 31 December 2019 (Continued)****49 Segment reporting (Continued)****(i) Business segment reporting (Continued)**

31 December 2018 The Group	Commercial Banking RM'000	Consumer Banking RM'000	Wholesale Banking RM'000	Group Ventures & Partnership and Funding RM'000	Total RM'000
Net financing income:					
- external	288,491	1,413,400	(395,622)	211,030	1,517,299
- inter-segment	55,814	(721,962)	819,390	(153,242)	-
	344,305	691,438	423,768	57,788	1,517,299
Other operating income	60,265	108,625	58,572	(226)	227,236
Total income	404,570	800,063	482,340	57,562	1,744,535
Overhead expenses	(60,630)	(318,545)	(102,065)	(123,977)	(605,217)
Consist of :					
Depreciation of property, plant and equipment	-	(3,677)	(107)	-	(3,784)
Amortisation of intangible assets	(11)	(7,620)	(2,126)	-	(9,757)
Profit/(loss) before allowances	343,940	481,518	380,275	(66,415)	1,139,318
Expected credit losses (made) on financing advances and other financing/loans	3,127	(96,660)	(13,925)	-	(107,458)
Expected credit losses (made)/written-back for commitments and contingencies	5,933	(10,550)	6,454	-	1,837
Other expected credit losses (made)/written-back	-	-	85	(559)	(474)
Segment results	353,000	374,308	372,889	(66,974)	1,033,223
Taxation					(202,914)
<b>Net profit for the financial year</b>					<b>830,309</b>
Segment assets	9,430,050	41,859,317	36,567,086	8,691,096	96,547,549
Unallocated assets					966,454
<b>Total assets</b>					<b>97,514,003</b>
Segment liabilities	10,276,384	23,212,398	48,968,245	9,053,882	91,510,909
Unallocated liabilities					488,618
<b>Total liabilities</b>					<b>91,999,527</b>
<b>Other segment items</b>					
Capital expenditure	3	2,213	494	-	2,710

# CIMB Islamic Bank Berhad

(Incorporated in Malaysia)

## Notes to the Financial Statements for the financial year ended 31 December 2019 (Continued)

### 49 Segment reporting (Continued)

#### (i) Business segment reporting (Continued)

*Basis of pricing for inter-segment transfers:*

Intersegmental charges are computed on the profit-bearing assets and liabilities of each business segment with rates applied based on the profit yield curve according to the term structure of maturity.

#### (ii) Geographic segment reporting

	31 December 2019			
	Profit Income	Total non-current assets	Total assets	Total liabilities
	RM'000	RM'000	RM'000	RM'000
Malaysia	1,787,662	206,801	106,563,204	100,232,390

	31 December 2018			
	Profit Income	Total non-current assets	Total assets	Total liabilities
	RM'000	RM'000	RM'000	RM'000
Malaysia	1,517,299	210,292	97,514,003	91,999,527

## **CIMB Islamic Bank Berhad**

(Incorporated in Malaysia)

### **Notes to the Financial Statements for the financial year ended 31 December 2019 (Continued)**

#### **50 Capital adequacy**

The key driving principles of the Group's and the Bank's capital management policies are to diversify its sources of capital to allocate capital efficiently, and achieve and maintain an optimal and efficient capital structure of the Group and the Bank, with the objective of balancing the need to meet the requirements of all key constituencies, including regulators, shareholders and rating agencies.

This is supported by the Capital Management Plan which is centrally supervised by the CIMB Group Executive Committee who periodically assesses and reviews the capital requirements and source of capital across the Group, taking into account all on-going and future activities that consume or create capital, and ensuring that the minimum target for capital adequacy is met. Quarterly updates on capital position of the Group and the Bank are also provided to the Board of Directors.

The components of eligible regulatory capital of the Group and the Bank are based on the Capital Adequacy Framework for Islamic Banks ("CAFIB") (Capital Components). The risk-weighted assets of the Group and the Bank are computed in accordance with the Capital Adequacy Framework (Basel II - Risk-Weighted Assets). The Internal Ratings Based ("IRB") Approach is applied for the major credit exposures with retail exposures on Advanced IRB approach and non-retail exposures on Foundation IRB approach. The remaining credit exposures and Market Risk are on the Standardised Approach while Operational Risk is based on Basic Indicator Approach ("BIA").

The capital adequacy framework applicable to the Malaysian banking entities is based on the Bank Negara Malaysia ("BNM") Capital Adequacy Framework for Islamic Banks ("CAFIB") (Capital Components), of which the latest revision was issued on 2 February 2018. The revised guideline took effect on 1 January 2018 and sets out the regulatory capital requirements concerning capital adequacy ratios and components of eligible regulatory capital in compliance with Basel III.

The risk-weighted assets of the Group and the Bank are computed in accordance with the CAFIB (Basel II - Risk-Weighted Assets), of which the latest revision was issued on 3 May 2019.

**CIMB Islamic Bank Berhad**

(Incorporated in Malaysia)

**Notes to the Financial Statements  
for the financial year ended 31 December 2019 (Continued)****50 Capital adequacy (Continued)***Capital Structure and Adequacy*

The table below sets out the summary of the sources of capital and the capital adequacy ratios of the Group and the Bank as at 31 December 2019. The Group and the Bank issued various capital instruments pursuant to the respective regulatory guidelines that qualify as capital pursuant to the CAFIB (Capital Components) issued by BNM.

- (a) The capital adequacy ratios of Group and the Bank are as follows:

	The Group		The Bank	
	31 December 2019	31 December 2018	31 December 2019	31 December 2018
Common equity tier 1 ratio	13.349%	13.502%	13.351%	13.505%
Tier 1 ratio	13.775%	14.024%	13.777%	14.026%
Total capital ratio	<u>16.977%</u>	<u>16.191%</u>	<u>16.979%</u>	<u>16.194%</u>

- (b) The breakdown of risk-weighted assets (“RWA”) by each major risk category is as follows:

	The Group		The Bank	
	31 December 2019 RM'000	31 December 2018 RM'000	31 December 2019 RM'000	31 December 2018 RM'000
Credit risk	36,238,040	30,912,773	36,238,155	30,912,888
Market risk	689,054	452,745	689,054	452,745
Operational risk	3,241,495	2,742,472	3,241,779	2,742,729
Total risk-weighted assets	<u>40,168,589</u>	<u>34,107,990</u>	<u>40,168,988</u>	<u>34,108,362</u>

**CIMB Islamic Bank Berhad**

(Incorporated in Malaysia)

**Notes to the Financial Statements  
for the financial year ended 31 December 2019 (Continued)****50 Capital adequacy (Continued)**

- (c) Components of Common Equity Tier I, Additional Tier I and Tier II capitals are as follows:

	The Group		The Bank	
	31 December 2019	31 December 2018	31 December 2019	31 December 2018
	RM'000	RM'000	RM'000	RM'000
<b>Common Equity Tier I capital</b>				
Ordinary shares capital	1,000,000	1,000,000	1,000,000	1,000,000
Other reserves	5,110,814	4,294,476	5,111,867	4,295,342
Common Equity Tier I capital before regulatory adjustments	6,110,814	5,294,476	6,111,867	5,295,342
<u>Less: Regulatory adjustments</u>				
Goodwill	(136,000)	(136,000)	(136,000)	(136,000)
Intangible assets	(63,256)	(71,330)	(63,256)	(71,330)
Deferred tax assets	(23,402)	(77,454)	(23,402)	(77,454)
Regulatory reserve	(513,533)	(404,378)	(513,533)	(404,378)
Others	(12,530)	-	(12,530)	-
Common Equity Tier I capital after regulatory adjustments	5,362,093	4,605,314	5,363,146	4,606,180
<b>Additional Tier I capital</b>				
Perpetual preference shares	171,000	178,000	171,000	178,000
Additional Tier I capital before regulatory adjustments	171,000	178,000	171,000	178,000
<u>Less: Regulatory adjustments</u>	-	-	-	-
Additional Tier I capital after regulatory adjustments	171,000	178,000	171,000	178,000
<b>Total Tier I capital</b>	5,533,093	4,783,314	5,534,146	4,784,180
<b>Tier II capital</b>				
Subordinated Sukuk	1,110,000	610,000	1,110,000	610,000
Surplus eligible provisions over expected loss	116,788	67,113	116,786	67,111
General provisions ^	59,548	62,110	59,550	62,111
<b>Total Tier II capital</b>	1,286,336	739,223	1,286,336	739,222
<b>Total capital</b>	6,819,429	5,522,537	6,820,482	5,523,402



## **CIMB Islamic Bank Berhad**

(Incorporated in Malaysia)

### **Notes to the Financial Statements for the financial year ended 31 December 2019 (Continued)**

#### **50 Capital adequacy (Continued)**

^ Total capital of the Group and the Bank as at 31 December 2019 have excluded general provision restricted from Tier II capital of RM18.3 million (2018: RM13.6 million) respectively.

In accordance with BNM's guidelines on the recognition and Measurement of Profit Sharing Investment Account ("PSIA") as Risk Absorbent, the credit and market risks on the assets funded by the PSIA are excluded from Total Capital Ratio calculation.

As at 31 December 2019, RPSIA assets excluded from the Total Capital Ratio calculation amounted to RM4,958,745,000 (2018: RM6,907,549,000).

#### **51(i) Significant event during the financial year**

On 25 September 2019, the Bank has redeemed in full, the first tranche of the Sukuk of RM300 million as disclosed in Note 29(a).

On 25 September 2019, the Bank issued RM800 million 10 years non-callable 5 years Tier-II Junior Sukuk at 3.75% per annum as disclosed in Note 29 (d).

#### **51(ii) Subsequent event during the financial year**

On 30 January 2020, the Bank issued RM200 million Basel-III compliant Additional Tier 1 Perpetual Preference Shares which was subscribed by CIMB Bank Berhad. The issuance was approved by the Bank's shareholder and BNM on 19 November 2019 and 26 December 2019 respectively.

# **CIMB Islamic Bank Berhad**

(Incorporated in Malaysia)

## **Notes to the Financial Statements for the financial year ended 31 December 2019 (Continued)**

### **52 Critical accounting estimates and judgements in applying accounting policies**

The Group and the Bank make estimates and assumptions concerning the future. The resulting accounting estimates will, by definition, rarely equal the related actual results. To enhance the information content of the estimates, certain key variables that are anticipated to have material impact to the Group's and the Bank's results and financial position are tested for sensitivity to changes in the underlying parameters. The estimates and assumptions that have a significant risk of causing a material adjustment to the carrying amount of assets and liabilities within the next financial year are outlined below:

#### *(a) Expected credit loss allowance on financial assets at amortised cost and FVOCI*

The expected credit loss allowance for financial assets at amortised cost and FVOCI requires the use of complex models and significant assumptions about future economic conditions and credit behaviour. Significant judgements are required in applying the accounting requirements for measuring expected credit loss, such as:

- Determining criteria for significant increase in credit risk;
- Choosing appropriate models and assumptions for the measurement of expected credit loss
- Establishing the number and relative weightings of forward-looking scenarios for each type of product/market and the associated expected credit loss; and
- Establishing groups of similar financial assets for the purposes of measuring expected credit loss.

Refer to Section 54.1 Credit risk measurement for details on the key judgements and assumptions of the estimation of expected credit loss allowance for financial assets at amortised cost and FVOCI.

# **CIMB Islamic Bank Berhad**

(Incorporated in Malaysia)

## **Notes to the Financial Statements for the financial year ended 31 December 2019 (Continued)**

### **52 Critical accounting estimates and judgements in applying accounting policies (Continued)**

#### *(b) Goodwill impairment*

The Group and the Bank test annually whether goodwill has suffered any impairment in accordance with the accounting policy stated in Note K(a) of the Summary of Significant Accounting Policies.

The first step of the impairment review process requires the identification of independent operating units, dividing the Group's business into the various cash-generating-units ("CGU"). The goodwill is then allocated to these various CGU. The first element of this allocation is based on the areas of the business expected to benefit from the synergies derived from the acquisition. The second element reflects the allocation of the net assets acquired and the difference between the consideration paid for those net assets and their fair value. This allocation is reviewed following business reorganisation.

The carrying value of the CGU, including the allocated goodwill, is compared to the higher of fair value less cost to sell and value in use to determine whether any impairment exists. Detailed calculations may need to be carried out taking into consideration changes in market in which a business operates. In the absence of readily available market price data, this calculation is usually based upon discounting expected pre-tax cash flows at the individual CGU's pre-tax discount rate, which reflect the specific risks relating to the CGU. This requires exercise of judgement. Refer to Note 18 for details of these assumptions and the potential impact of changes to the assumptions. Changes to the assumptions used by management, particularly the discount rate and the terminal growth rate, may significantly affect the results of the impairment.

Value-in-use does not reflect future cash outflows or related cost savings (for example reductions in staff costs) or benefits that are expected to arise from a future restructuring to which an entity is not yet committed.

## **CIMB Islamic Bank Berhad**

(Incorporated in Malaysia)

### **Notes to the Financial Statements for the financial year ended 31 December 2019 (Continued)**

#### **52 Critical accounting estimates and judgements in applying accounting policies (Continued)**

##### *(c) Fair value of financial instruments*

The majority of the Group's and the Bank's financial instruments reported at fair value are based on quoted and observable market prices. Where the fair values of financial assets and financial liabilities recorded on the statement of financial position cannot be derived from active markets, they are determined using a variety of valuation techniques that include the use of mathematical models. The inputs to these models are derived from observable market data where possible, but where observable market data are not available, judgement is required to establish fair values. The judgements include considerations of liquidity and model inputs such as volatility for longer dated derivatives and discount rates, prepayment rates and default rate assumptions for asset backed securities. The valuation of financial instruments is described in more detail in Note 54.4.

# CIMB Islamic Bank Berhad

(Incorporated in Malaysia)

## Notes to the Financial Statements for the financial year ended 31 December 2019 (Continued)

### 53 Change in accounting policies

Set out below are disclosures relating the impact of the adoption of MFRS 16 of the Group and the Bank. Further details of the specific MFRS 16 accounting policies applied in current financial year are described in more detail in section A, L, and M of the Summary of Significant Accounting Policies.

- (i) Reconciliation of the carrying amount in the Group's and the Bank's Statement of Financial Position to MFRS 16 as at 1 January 2019:

	Audited as at 31 December 2018 RM'000	The Group and the Bank Effects of adopting MFRS 16		Adjusted 1 January 2019 RM'000
		Modified retrospective approach RM'000	Total RM'000	
<b>Assets</b>				
Right-of-use assets	-	3,460	3,460	3,460
<b>Liabilities</b>				
Lease liabilities	-	3,460	3,460	3,460

- (i) Reconciliation between the operating lease commitments disclosed applying MFRS 117 at 31 December 2018 to the lease liabilities recognised at 1 January 2019 is as follows:

The Group and the Bank		31 December 2018 RM'000
<b>Lease commitments as at 31 December 2018</b>		
Not later than one year		804
Later than one year and not later than five years		1,607
		<u>2,411</u>
		<b>1 January 2019 Building RM'000</b>
Operating lease commitments disclosed as at 31 December 2018		<u>2,411</u>
Discounted using the incremental borrowing rate		2,311
(Less): contracts reassessed as service agreements		(557)
Add: adjustments as a result of a different treatment of extension and termination options		1,706
<b>Lease liability recognised as at 1 January 2019</b>		<u><b>3,460</b></u>

# CIMB Islamic Bank Berhad

(Incorporated in Malaysia)

## Notes to the Financial Statements for the financial year ended 31 December 2019 (Continued)

### 54 Financial Risk Management

#### (a) Financial risk management objectives and policies

The Group embraces risk management as an integral part of the Group's business, operations and decision-making process. In ensuring that the Group achieves optimum returns whilst operating within a sound business environment, the risk management teams are involved at the early stage of the risk taking process by providing independent inputs including relevant valuations, credit evaluations, new product assessments and quantification of capital requirements. These inputs enable the business units to assess the risk-vs-reward value of their propositions and thus enabling risk to be priced appropriately in relation to the return.

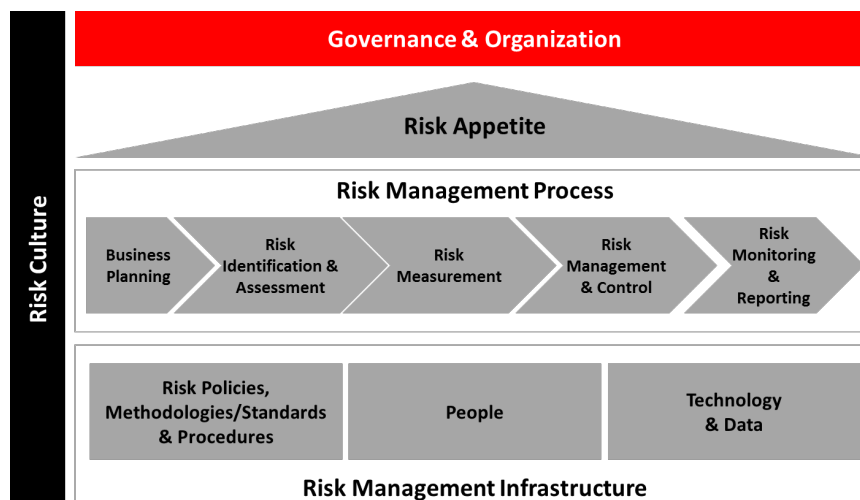
Generally, the objectives of the CIMB Group's risk management activities are to:

- Identify the various risk exposures and risk capital requirements;
- Ensure risk taking activities are consistent with risk policies and the aggregated risk position are within the risk appetite as approved by the Board; and
- Create shareholder value through sound risk management framework.

#### (b) Enterprise Wide Risk Management Framework (EWRM)

CIMB Group employs an EWRM framework as a standardised approach to effectively manage its risk and opportunities. The EWRM framework provides the Board and management with a tool to anticipate and manage both the existing and potential risks, taking into consideration changing risk profiles as dictated by changes in business strategies, external environment and/or regulatory environment.

The key components of the Group's EWRM framework are represented in the diagram below:



# CIMB Islamic Bank Berhad

(Incorporated in Malaysia)

## Notes to the Financial Statements for the financial year ended 31 December 2019 (Continued)

### 54 Financial Risk Management (Continued)

#### (b) Enterprise Wide Risk Management Framework (EWRM) (Continued)

The design of the EWRM framework involves a complementary ‘top-down strategic’ and ‘bottom-up tactical’ risk management approach.

**The key features of the EWRM include:**

- a) **Risk Culture:** The Group embraces risk management as an integral part of its culture and decision-making processes. The Group’s risk management philosophy is embodied in the Three Lines of Defense approach, whereby risks are initially managed at the point of risk-taking activity. There is clear accountability of risk ownership across the Group.
- b) **Governance & Organisation:** A strong governance structure is important to ensure an effective and consistent implementation of the Group’s EWRM framework. The Board is ultimately responsible for the Group’s strategic direction, which is supported by the risk appetite and relevant risk management frameworks, policies and procedures. The Board is assisted by various risk committees and control functions in ensuring that the Group’s risk management framework is effectively maintained.
- c) **Risk Appetite:** It is defined as the amount and type of risks that the Group is able and willing to accept in pursuit of its strategic and business objectives. Risk appetite is set in conjunction with the annual strategy and business planning process to ensure appropriate alignment between strategy, growth aspirations, operating plans, capital and risk.
- d) **Risk Management Process:**
  - **Business Planning:** Risk management is central to the business planning process, including setting frameworks for risk appetite, risk posture and new product/ new business activities
  - **Risk Identification & Assessment:** Risks are systematically identified and assessed through the robust application of the Group’s risk policies, methodologies/standards and procedures.
  - **Risk Measurement:** Risks are measured and aggregated using the Group-wide methodologies across each of the risk types, including stress testing.

# **CIMB Islamic Bank Berhad**

(Incorporated in Malaysia)

## **Notes to the Financial Statements for the financial year ended 31 December 2019 (Continued)**

### **54 Financial Risk Management (Continued)**

#### **(b) Enterprise Wide Risk Management Framework (EWRM) (Continued)**

##### **d) Risk Management Process: (Continued)**

- Risk Management and Control: Risk management limits and controls and are used to manage risk exposures within the risk appetite set by the Board. Risk management limits and controls are regularly monitored and reviewed in the face of evolving business needs, market conditions and regulatory changes. Corrective actions are taken to mitigate risks.
- Risk Monitoring and Reporting: Risks on an individual as well as a portfolio basis are regularly monitored and reported to ensure they remain within the Group's risk appetite.

##### **e) Risk Management Infrastructure**

- Risk Policies, Methodologies/Standards and Procedures addressing all areas of material risks: Well-defined risk policies by risk type provide the principles by which the Group manages its risks. Methodologies/Standards provide specific directions that help support and enforce policies. Procedures provide more detailed guidance to assist with the implementation of policies.
- People: Attracting the right talent and skill is keys to ensuring a well-functioning Group EWRM Framework. The organization continuously evolves and proactively responds to the increasing complexity of the Group as well as the economic and regulatory environment.
- Technology and Data: Appropriate technology and sound data management support risk management activities.



# **CIMB Islamic Bank Berhad**

(Incorporated in Malaysia)

## **Notes to the Financial Statements for the financial year ended 31 December 2019 (Continued)**

### **54 Financial Risk Management (Continued)**

#### **(c) Risk Governance**

At the apex of the governance structure are the respective boards of entities within the Group, which decides on the entity's Risk Appetite corresponding to its business strategies. Each Board Risk and Compliance Committee (BRCC) reports directly into the respective boards and assumes responsibility on behalf of the respective Boards for the supervision of risk management and control activities. Each BRCC determines the relevant entity's risk strategies and policies, keeping them aligned with the principles within the Risk Appetite. Each BRCC also oversees the implementation of the Group EWRM framework, provides strategic guidance and reviews the decisions of the Group Risk and Compliance Committee (GRCC).

To facilitate the effective implementation of the EWRM framework, the BRC has established various specialised/sub-risk committees within the Group, each with distinct lines of responsibilities and functions, which are clearly defined in the terms of reference.

The responsibility of supervising risk management functions is delegated to the GRCC, comprised of senior management, and reports directly to the BRCC. The GRCC performs the oversight function on overall risks undertaken by the Group in delivering its business plan vis-à-vis the stated risk appetite of the Group. The GRCC is supported by specialised risk committees, namely Group Credit Committee (GCC), Group Market Risk Committee (GMRC), Group Operational Risk Committee, Group Asset Liability Management Committee and Group Asset Quality Committee, each addressing one or more of the following:

- Market risk, arising from fluctuations in the value of the trading or investment exposure due to changes in market risk factors such as profit rates, currency exchange rates, credit spreads, equity prices, commodities prices and their associated volatility;
- Credit risk, arising from the possibility of losses due to an obligor, market counterparty or an issuer of securities or other instruments held, failing to perform its contractual obligations to the Group;
- Liquidity risk, arising from a bank's inability to efficiently meet its present and future funding needs or regulatory obligations, when they come due, which may adversely affect its daily operations and incur unacceptable losses;
- Operational risk, arising from risk of loss resulting from inadequate or failed internal processes, people and systems, or from external events;
- Rate of return risk in the banking book, which is the current and potential risk to the Group's earning and economic value arising from movement in profit rates;

# CIMB Islamic Bank Berhad

(Incorporated in Malaysia)

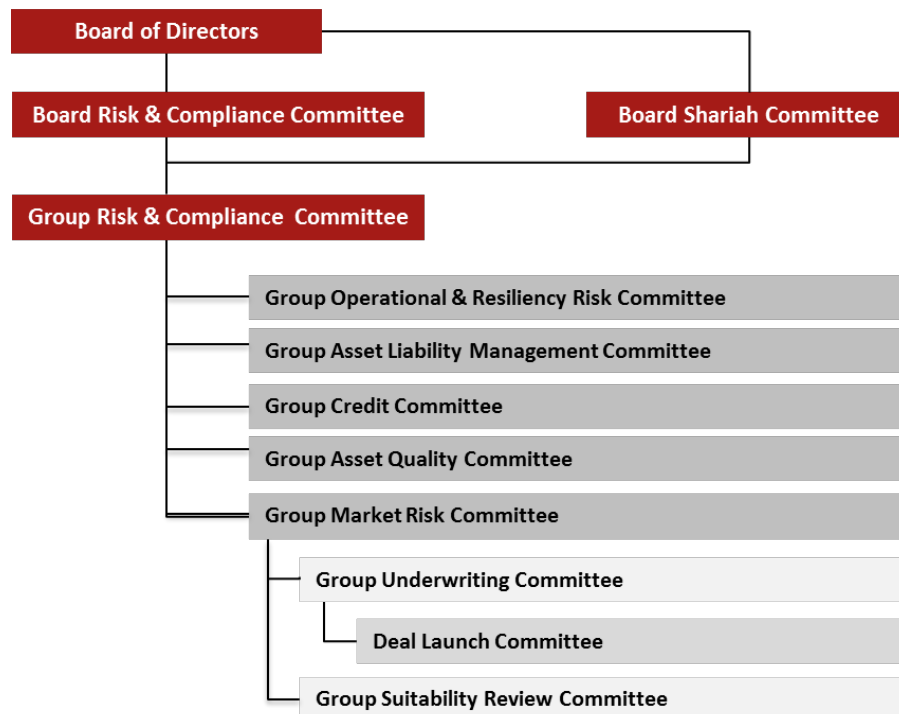
## Notes to the Financial Statements for the financial year ended 31 December 2019 (Continued)

### 54 Financial Risk Management (Continued)

#### (c) Risk Governance (Continued)

- Capital risk, arising from the failure to meet minimum regulatory and internal requirements which could incur regulatory sanction of the Group, thereby resulting in a potential capital charge; and
- Shariah Non-Compliance (SNC) risk, arising from possible failure to comply with the Shariah requirements as determined by Shariah Advisory Council (SAC) of BNM and Securities Commission (SC), Board Shariah Committee (BSC) of the Group and other Shariah regulatory authorities of the jurisdictions in which the Group operates.

The structure of CIMB Group Risk Committees is depicted in the following chart:



## **CIMB Islamic Bank Berhad**

(Incorporated in Malaysia)

### **Notes to the Financial Statements for the financial year ended 31 December 2019 (Continued)**

#### **54 Financial Risk Management (Continued)**

##### **(c) Risk Governance (Continued)**

The overseas subsidiaries' risk committees are set-up in a similar structure in their respective jurisdictions. Whilst recognising the autonomy of the local jurisdiction and compliance to local requirements, the Group strives to ensure a consistent and standardised approach in its risk governance process. As such, the group and regional committees have consultative and advisory responsibilities on regional matters across the Group as regulators allow. This structure increases regional communication, regarding technical knowledge. It further enhances support towards managing and responding to risk management issues, thus providing the Board with a comprehensive view of the activities within the Group.

##### ***Three-Lines of Defence***

The Group's risk management culture is embodied through the adoption of the Three-Lines of Defence philosophy whereby risks are managed from the point of risk-taking activities. This is to ensure clear accountability of risks across the Group and risk management as an enabler of the business units. As a first line of defence, line management (including key business pillars and enablers) is primarily responsible for risk management on a day-to-day basis by taking appropriate actions to mitigate risks through effective controls. The second line of defence provides oversight functions and performs independent monitoring of business activities and reporting to the Board and management to ensure that the Group conducts business and operates within the approved appetite, and is in compliance with regulations. The third line of defence is Group Corporate Assurance Division who provides independent assurance on the adequacy and effectiveness of the internal controls and risk management processes.

##### ***The Roles of Group Chief Risk Officer (CRO) and Group Risk (GRD) Division***

Within the second line of defence is GRD, a function independent of business units. It assists the Group's management and stakeholders in the monitoring and controlling of risk exposures within the Board-approved risk appetite statement.

# **CIMB Islamic Bank Berhad**

(Incorporated in Malaysia)

## **Notes to the Financial Statements for the financial year ended 31 December 2019 (Continued)**

### **54 Financial Risk Management (Continued)**

#### **(c) Risk Governance (Continued)**

##### ***The Roles of Group Chief Risk Officer (CRO) and Group Risk Division (GRD) (Continued)***

GR is headed by the Group CRO, appointed by the Board to lead the Group-wide risk management functions including implementation of the Group EWRM framework. The Group CRO:

- a) actively engages the respective boards and senior management on risk management issues and initiatives; and
- b) maintains an oversight on risk management functions across all entities within the Group. In each key country of operations, there is a local Chief Risk Officer or a local Head of Risk Management, whose main functions are to assess and manage the enterprise risk and regulators in the respective countries.

The organisational structure of GRD is made up of two major components, namely the CRO and the Risk Centres of Excellence (“CoE”)

- a) CRO
  - (i) CRO’s main function is to assess and manage the enterprise risk and liaise with regulators in the respective country/entity under his/her purview.
  - (ii) The CRO is supported by the CRO International Offices, who oversee the risk management functions of the regional offices e.g. branches and small overseas banking subsidiaries.
  - (iii) For countries where a CRO is not present and/or not required, a local Head of Risk Management is appointed to be the overall risk coordinator for that country.

# **CIMB Islamic Bank Berhad**

(Incorporated in Malaysia)

## **Notes to the Financial Statements for the financial year ended 31 December 2019 (Continued)**

### **54 Financial Risk Management (Continued)**

#### ***The Roles of Group Chief Risk Officer (CRO) and Group Risk Division (GRD) (Continued)***

##### **b) Risk Centres of Excellence**

- (i) These are specialised teams of risk officers responsible for the active oversight of Group-wide functional risk management and the teams support respective CROs in the various geographies.
- (ii) The Risk CoEs consist of Risk Analytics, Credit Risk Infrastructure, Market Risk, Non-Financial Risk Management (comprising Operational, Shariah, Business Continuity Management, Technology, Outsourcing & Fraud Risk Management), Asset Liability Management and Credit Risk CoEs.

- **Risk Analytics CoE**

The Risk Analytics (RA) CoE ensures the Group's compliance to regulatory requirements prescribed for IRB Approach and facilitates other Risk CoEs in their respective risk management through Internal Capital Adequacy Assessment Process (ICAAP), Risk Appetite and Stress Testing. RA CoE also validates credit risk models and performs non-retail credit risk analytics, asset quality reporting and Single Counterparty Exposure Limit (SCEL) regulatory reporting.

- **Credit Risk Infrastructure CoE**

The Credit Risk Infrastructure (CRI) CoE implements risk infrastructure of loan decision engine and rating system which encompass credit risk models and lending criteria. The CoE also manages a Risk Data Mart that facilitates Credit Risk, Risk Weighted Asset (RWA) and SCEL reporting and analytics.

# **CIMB Islamic Bank Berhad**

(Incorporated in Malaysia)

## **Notes to the Financial Statements for the financial year ended 31 December 2019 (Continued)**

### **54 Financial Risk Management (Continued)**

#### ***The Roles of Group Chief Risk Officer (CRO) and Group Risk Division (GRD) (Continued)***

##### **b) Risk Centres of Excellence (Continued)**

- (ii) The Risk CoEs consist of Risk Analytics, Credit Risk Infrastructure, Market Risk, Non-Financial Risk Management (comprising Operational, Shariah, Business Continuity Management, Technology, Outsourcing & Fraud Risk Management), Asset Liability Management and Credit Risk CoEs. (Continued)

- **Market Risk CoE**

The Market Risk CoE recommends the framework and policies for the independent assessment, measurement and monitoring of market risk. This is operationalized through the review of treasury positions versus limits, performing mark-to-market valuation, calculating Value-at-Risk and market risk capital as well as performing stress testing.

- **Non-Financial Risk Management CoE**

The Non-Financial Risk Management (NFRM) CoE ensures the first line of defence manages their operational risk by providing an operational risk framework that enables them to identify, assess, manage and report their operational risks. The team also provides constructive challenge and assessment to the first line of defence's execution of the operational risk framework and act as a consultant with the Group in providing operational risk expertise and reporting to senior management.

The Shariah Risk Management (SRM) unit within the NFRM CoE facilitates the process of identifying, measuring, controlling and monitoring SNC risks inherent in the Group's Islamic banking businesses and services. It formulates, recommends and implements appropriate SRM policies and guidelines; as well as develops and implements processes for SNC risk awareness.

NFRM CoE also extend its specialist risk oversight to cover Business Continuity Management, Fraud, Technology and Outsourcing risks.

# **CIMB Islamic Bank Berhad**

(Incorporated in Malaysia)

## **Notes to the Financial Statements for the financial year ended 31 December 2019 (Continued)**

### **54 Financial Risk Management (Continued)**

#### ***The Roles of Group Chief Risk Officer (CRO) and Group Risk Division (GRD) (Continued)***

##### **b) Risk Centres of Excellence (Continued)**

- (ii) The Risk CoEs consist of Risk Analytics & Infrastructure, Market Risk, Operational Risk (including Shariah Risk Management), Asset Liability Management and Credit Risk CoEs. (Continued)

- Asset Liability Management CoE

The Asset Liability Management CoE recommends the framework and policies for the independent assessment, measurement and monitoring of liquidity risk and profit rate/rate of return risk in the banking book. It conducts regular stress testing on the Group's liquidity and profit rate risk/rate of return profile, by leveraging on the standardised infrastructure it has designed, built and implemented across the region. It provides the framework and tools for maintenance of the early warning system indicators and contingency funding plan by business owners across the Group.

- Credit Risk CoE

The Credit Risk CoE consists of retail and non-retail credit risk and is dedicated to the assessment, measurement, management, monitoring and reporting of credit risk of the Group. It ensures a homogenous and consistent approach to credit risk policies, methodologies and procedures, credit risk models, underwriting and portfolio analytics.

In ensuring a standardised approach to risk management across the Group, all risk management teams within our Group are required to conform to the Group's EWRM framework, subject to necessary adjustments required for local regulations. For branches and subsidiaries without risk management department, all risk management activities are centralised at relevant Risk CoEs. Otherwise, the risk management activities are performed by the local risk management team with matrix reporting line to relevant Risk CoEs.

# **CIMB Islamic Bank Berhad**

(Incorporated in Malaysia)

## **Notes to the Financial Statements for the financial year ended 31 December 2019 (Continued)**

### **54 Financial Risk Management (Continued)**

#### **Strategies and Processes for Various Risk Management**

These information are available in later sections for each Credit Risk, Market Risk and Liquidity Risk.

#### **54.1 Credit Risk**

Credit is defined as the possibility of losses due to an obligor or market counterparty or an issuer of securities or other instruments held, failing to perform its contractual obligations to the Group.

Credit risk is inherent in banking activities and arises from traditional financing activities through financing facilities, trade finance as well as commitments to support customer's obligation to third parties, e.g. kafalah contracts.

In derivatives, sales and trading activities, credit risk arises from the possibility that the Group's counterparties will be unable or unwilling to fulfill their obligation on transactions on or before settlement date.

#### **Credit Risk Management**

Without effective credit risk management, the impact of the potential losses can be overwhelming. The purpose of credit risk management is to keep credit risk exposure to an acceptable level vis-à-vis the capital, and to ensure the returns commensurate with risks.

Consistent with the three-lines of defence model on risk management where risks are managed from the point of risk-taking activities, the Group implemented the risk-based delegated authority framework. This Framework promotes clarity of risk accountability whereby the business unit, being the first line of defence, manages risk in a proactive manner and GR as a function independent from the business units is the second line of defence. This enhances the collaboration between GR and the business units.

The risk-based delegated authority framework encompass joint delegated authority, enhanced credit approval process and outlining a clear set of policies and procedures that defines the limits and types of authority designated to the specific individuals.



# **CIMB Islamic Bank Berhad**

(Incorporated in Malaysia)

## **Notes to the Financial Statements for the financial year ended 31 December 2019 (Continued)**

### **54 Financial Risk Management (Continued)**

#### **54.1 Credit Risk (Continued)**

##### **Credit Risk Management (Continued)**

The Group adopts a multi-tiered credit approving authority spanning from the delegated authorities at business level, joint delegated authorities holders between business units and GR, to the various credit committees. The credit approving committees are set up to enhance the efficiency and effectiveness of the credit oversight as well as the credit approval process for all credit applications originating from the business units. For corporate, commercial and private banking financings, credit applications are independently evaluated by Credit Risk CoE team prior to submission to the joint delegated authority or the relevant committees for approval; certain business units officers are delegated with credit approving authority to approve low valued credit facilities. For retail financing, all credit applications are evaluated and approved by Consumer Credit Operations according to the designated delegated authority with higher limit approved at joint delegated authority and relevant credit committee.

The GRC with the support of Group Credit Committee, Group Asset Quality Committee, other relevant credit committees as well as GR is responsible for ensuring adherence to the Board's approved risk appetite and risk exposure. This amongst others includes the reviewing and analysing of portfolio trends, asset quality, watch-list and policy. It is also responsible for articulating key credit risks and its mitigating controls.

Adherence to and compliance with country sector limit, single customer and country and global counterparty limits are approaches adopted to address concentration risk to any large sector or industry, or to a particular counterparty group or individual.

Adherence to the above established credit limits is monitored daily by Group Risk, which combines all exposures for each counterparty or group, including off balance sheet items and potential exposures. For retail products, portfolio limits are monitored monthly by Group Risk.

# **CIMB Islamic Bank Berhad**

(Incorporated in Malaysia)

## **Notes to the Financial Statements for the financial year ended 31 December 2019 (Continued)**

### **54 Financial Risk Management (Continued)**

#### **54.1 Credit Risk (Continued)**

##### **Credit Risk Management (Continued)**

It is the Group policy that all exposures must be rated or scored based on the appropriate internal rating models, where available. Retail exposures are managed on a portfolio basis and the risk rating models are designed to assess the credit worthiness and the likelihood of the obligors to pay their obligations, performed by way of statistical analysis from credit bureau and demographic information of the obligors. The risk rating models for non-retail exposures are designed to assess the credit worthiness of the corporations or entities in paying their obligations, derived from both quantitative and qualitative risk factors such as financial history and demographics or company profile. These rating models are developed and implemented to standardise and enhance the credit underwriting and decision-making process for the Group's retail and non-retail exposures.

Credit reviews and rating are conducted on the non-retail credit exposures at minimum on an annual basis and more frequently when material information on the obligor or other external factors come to light.

The exposures are actively monitored, reviewed on a regular basis and reported regularly to GRC and BRCC. Asset quality is closely monitored so that deteriorating exposures are identified, analysed and discussed with the relevant business units for appropriate remedial actions including recovery actions, if required.

In addition to the above, the Group also employs Value-at-Risk (VaR) to measure credit concentration risk. The Group adopted the Monte Carlo simulation approach in the generation of possible portfolio scenarios to obtain the standalone and portfolio VaR. This approach takes into account the credit concentration risk and the correlation between obligors/counterparties and industries.

# **CIMB Islamic Bank Berhad**

(Incorporated in Malaysia)

## **Notes to the Financial Statements for the financial year ended 31 December 2019 (Continued)**

### **54 Financial Risk Management (Continued)**

#### **54.1 Credit Risk (Continued)**

##### **Credit Risk Mitigation**

The employment of various credit risk mitigation techniques such as appropriate credit structuring, and posting of collateral and/or third party support form an integral part of the credit risk management process. Credit risk mitigants are taken where possible and are considered secondary recourse to the obligor for the credit risk underwritten.

##### **i) Collaterals/Securities**

All extension of secured credit facilities as deemed prudent, should be appropriately and adequately collateralised. A credit proposal is considered secured only when the entire proposal is fully covered by approved collateral/securities within their approved margins as set out in the relevant credit policy guides. GCC is empowered to approve any inclusion of new acceptable collaterals/securities.

Recognised collaterals include both financial and physical assets. Financial collaterals consist of mainly cash deposits, shares, unit trusts and sukuk/securities, while physical collateral includes land and buildings and vehicles. Guarantors accepted are in line with BNM's CAFIB (Risk-Weighted Assets) guidelines. Eligible credit protection is also used to mitigate credit losses in the event that the obligor/counterparty defaults.

##### **ii) Collateral Valuation and Management**

The Group has in place policies which govern the determination of eligibility of various collaterals including credit protection, to be considered for credit risk mitigation which includes the minimum operational requirements that are required for the specific collaterals to be considered as effective risk mitigants.

The collateral is valued periodically ranging from daily to annually, depending on the type of collateral. Specifically for real estate properties, a framework for valuation of real estate properties is established to ensure adequate policies and procedures are in place for efficient and proper conduct of valuation of real estate properties and other related activities in relation to the interpretation, monitoring and management of valuation of real estate properties.

# **CIMB Islamic Bank Berhad**

(Incorporated in Malaysia)

## **Notes to the Financial Statements for the financial year ended 31 December 2019 (Continued)**

### **54 Financial Risk Management (Continued)**

#### **54.1 Credit Risk (Continued)**

##### **Credit Risk Mitigation (Continued)**

##### **iii) Netting**

In mitigating the credit risks in foreign exchange and derivative transactions, the Group enters into master agreements that provide for closeout netting with counterparties, whenever possible. A master agreement that governs all transactions between two parties, creates the greatest legal certainty that the netting of outstanding obligations can be enforced upon termination of outstanding transactions if an event of default occurs.

##### **iv) Portfolio diversification for better clarity**

CIMB Group avoids unwanted credit or market risk concentrations by diversifying its portfolios through a number of measures. Amongst others, there are guidelines in place relating to maximum exposure to any products, counterparty, sectors and country.

##### **Credit Risk Measurement**

The measurement of expected credit loss allowance under the MFRS 9's three-stage approach is to recognise lifetime expected credit loss allowance for financial instrument for which there has been a significant increase in credit risk since initial origination or is credit-impaired as at the reporting date. The financial instrument which has not undergone any significant deterioration shall be recognised with 12-month expected credit loss allowance.

Under the three-stage approach, the financial instrument is allocated into three stages based on the relative movement in the credit risk.

- Stage 1 includes financial instruments that neither have a significant increase in credit risk since initial recognition nor credit-impaired as at reporting date. For these assets, 12-month expected credit loss allowance are recognised.
- Stage 2 includes financial instruments that have had a significant increase in credit risk since initial recognition but that does not have objective evidence of impairment. For these assets, lifetime expected credit loss allowance are recognised.
- Stage 3 includes financial instruments that have objective evidence of impairment at the reporting date. For these assets, lifetime expected credit loss allowance are recognised.
- Purchased or originated credit-impaired financial assets are those financial assets that are credit-impaired on initial recognition. Their expected credit loss allowance is always measured on a lifetime basis (Stage 3).

# **CIMB Islamic Bank Berhad**

(Incorporated in Malaysia)

## **Notes to the Financial Statements for the financial year ended 31 December 2019 (Continued)**

### **54 Financial Risk Management (Continued)**

#### **54.1 Credit Risk (Continued)**

##### **Credit Risk Measurement (Continued)**

The key judgements and assumptions adopted by the Group in addressing the requirements of the standard on the measurement of allowances are:

##### **(i) Significant increase in credit risk (SICR)**

The assessment of SICR shall be a multifactor and holistic analysis and based on a mixture of quantitative and/or qualitative information. To determine whether the risk of default of a loan/financing has increased significantly since initial recognition, the current risk of default at the reporting date is compared with the risk of default at initial recognition.

##### Retail

A retail financing, advances and other financing/loans is perceived to have experienced significant increase in credit risk when the asset meets one of the following criteria:

- Past due for more than 1 month on its contractual payment;
- Modified under Agensi Kaunseling dan Pengurusan Kredit (AKPK) scheme and subject to monitoring period;
- Margin call commenced (applicable to share purchase financing only).

##### Non-retail

The stage allocation will be performed at customer level. A customer is considered to have credit risk increased significantly since initial recognition if any of the following criteria is met:

- Significant downgrade of internal rating;
- Customer on watchlist and exhibits weaknesses which, if uncorrected, will potentially become a non-performing account in the next 12 months;
- Past due for more than 1 month on its contractual payment;

##### Treasury

A debt instrument is considered to have credit risk increased significantly since initial recognition if any of the following criteria is met:

- Significant downgrade of internal rating;
- Customer on watchlist and exhibits weaknesses which, if uncorrected, will potentially become a non-performing account in the next 12 months;
- Margin call or force selling trigger not regularised within the stipulated period (applicable to option premium financing only).

# **CIMB Islamic Bank Berhad**

(Incorporated in Malaysia)

## **Notes to the Financial Statements for the financial year ended 31 December 2019 (Continued)**

### **54 Financial Risk Management (Continued)**

#### **54.1 Credit Risk (Continued)**

##### **Credit Risk Measurement (Continued)**

##### **(i) Significant increase in credit risk (SICR) (Continued)**

The Group has not used the low credit risk exemption for any financial instruments in the year ended 31 December 2019 and 31 December 2018. The criteria used to identify SICR are monitored and reviewed periodically for appropriateness by the management.

##### **(ii) Definition of credit impaired**

###### Financing, advances and other financing/loans

The Group classified a financing, advances and other financing/loans as impaired when it meets one or more of the following criteria:

- The principal or profit or both of the financing, advances and other financing/loans is past due for more than 3 months. In the case of revolving facilities (e.g. cashline), the facility shall be classified as impaired where the outstanding amount has remained in excess of the approved limit for a period of more than 3 months. For the purpose of ascertaining the period in arrears:
  1. Repayment on each of the instalment amount must be made in full. A partial repayment made on an instalment amount shall be deemed to be in arrears.
  2. Where a moratorium on financing, advances and other financing/loans repayment is granted in relation to the rescheduling and restructuring, the determination of period in arrears shall exclude the moratorium period granted. The moratorium shall be for a period of not more than 6 months from the date of the obligor's/counterparty's application for the moratorium.
  3. Where repayments are scheduled on interval of 3 months or longer, the financing, advances and other financing/loans is classified as impaired as soon as a default occurs, unless it does not exhibit any weakness that would render it classified according to the credit risk grading framework.
- Any financing that exhibits weaknesses in accordance with the Group's internal credit risk rating of 14 and above shall be classified as impaired upon approval by the relevant approving authority.
- The financing, advances and other financing/loans is forced impaired due to various reasons, such as bankruptcy, appointment of Independent Financial Advisor etc. In the event where a financing, advances and other financing/loans is not in default or past due but force impaired, the financing shall be classified as impaired upon approval by Group Asset Quality Committee.

# **CIMB Islamic Bank Berhad**

(Incorporated in Malaysia)

## **Notes to the Financial Statements for the financial year ended 31 December 2019 (Continued)**

### **54 Financial Risk Management (Continued)**

#### **54.1 Credit Risk (Continued)**

##### **Credit Risk Measurement (Continued)**

##### **(ii) Definition of credit impaired (Continued)**

###### Financing, advances and other financing/loans (Continued)

- Restructuring and rescheduling of a financing, advances and other financing/loans facility involves any modification made to the original repayment terms and conditions of the financing facility following an increase in the credit risk of a obligor/counterparty.
- When an obligor/counterparty has multiple financing, advances and other financing/loans with the Group and cross default obligation applies, an assessment of provision is required under which default of one debt obligation triggers default on another debt obligation (cross default). Where there is no right to set off clause is available, assessment of provision needs to be performed on individual financing level instead of consolidated obligor/counterparty level.
- The financing, advances and other financing/loans is classified as rescheduled and restructured in Central Credit Reference Information System (CCRIS).

###### Sukuk and other debt instruments measured at amortised cost or FVOCI

The financial instruments are classified as impaired when it meets one or more of the following criteria:

- Sukuk that have an internal rating of 14 and above shall be classified as impaired upon approval by relevant approval authority. Impaired credits must be graded / classified with the appropriate regulatory financing grading(s).
- Sukuk which are force impaired and approved by Group Asset Quality Committee will be subject to individual impairment assessment.
- When an obligor/counterparty has multiple financing, advances and other financing/loans/sukuk with the Group and cross default obligation applies, an assessment of provision is required under which default of one debt obligation triggers default on another debt obligation (cross default). Where there is no right to set off clause is available, an assessment of provision needs to be performed on individual financing, advances and other financing/loans/sukuk level instead of consolidated obligor/counterparty level.

# **CIMB Islamic Bank Berhad**

(Incorporated in Malaysia)

## **Notes to the Financial Statements for the financial year ended 31 December 2019 (Continued)**

### **54 Financial Risk Management (Continued)**

#### **54.1 Credit Risk (Continued)**

##### **Credit Risk Measurement (Continued)**

##### **(iii) Definition of default**

###### Financing, advances and other financing/loans

The Group defines a financial instrument as in default when it meets one or more of the following criteria:

- Credit-impaired;
- Restructured accounts by AKPK scheme;
- Write-off / charged-off accounts;
- Repossessed accounts (applicable for hire purchase financings only);
- Force disposed accounts (applicable for non-voluntary ASB financing only).

The criteria above have been applied to all financial instruments held by the Group and are consistent with the definition of default used for internal credit risk management purposes. The default definition has been applied consistently to model the Probability of Default (PD), Exposure at Default (EAD) and Loss given Default (LGD) throughout the Group's expected loss calculations for financing, advances and other financing/loans.

An instrument is considered to no longer be in default (i.e. to have cured) when it no longer meets any of the default criteria for a consecutive period of six months. This period of six months has been determined based on an analysis which considers the likelihood of a financial instrument returning to default status after cure using different possible cure definitions.

###### Sukuk and other debt instruments measured at amortised cost or FVOCI

The default criteria is fully aligned with external rating agency's default definition as the Group has chosen to benchmark external data for modelling purposes:

- Failure to make principal and/or profit payment under the contractual terms, which is not remedied within the grace period.
- Bankruptcy filings, administration, receivership, liquidation, winding-up or cessation of business of issuer/obligor.
- Failure to honor corporate-guarantee obligations provided to subsidiaries.
- Distressed exchange offer (e.g. extended maturities, lower coupons and etc.).
- Change in payment terms of a credit arrangement or indenture imposed by the sovereign that results in a diminished financial obligation.



# **CIMB Islamic Bank Berhad**

(Incorporated in Malaysia)

## **Notes to the Financial Statements for the financial year ended 31 December 2019 (Continued)**

### **54 Financial Risk Management (Continued)**

#### **54.1 Credit Risk (Continued)**

##### **Credit Risk Measurement (Continued)**

##### **(iv) Measuring ECL - inputs, assumptions and estimation techniques**

The ECL is measured on either a 12-month or Lifetime basis depending on whether a significant increase in credit risk has occurred since initial recognition or whether an asset is considered to be credit-impaired. The ECL can be assessed and measured either on collective or individual basis.

For collective assessment, the ECL is determined by projecting the PD, LGD and EAD for each future month and for each individual exposure or collective segment. The three components are multiplied together to calculate an ECL for each future month, which is then discounted back to the reporting date and summed. The discount rate used in the ECL calculation is the original effective profit rate or an approximation thereof.

For individual assessment, the ECL allowance is determined by comparing the outstanding exposure with the present value of cash flow which is expected to be received from the customer.

##### Probability of Default

The PD represents the likelihood of a customer will be unable to meet its financial obligation either over the next 12 months (12-month PD) or over the remaining lifetime (Lifetime PD) of the obligation.

The PD is derived based on the modelling approach of which statistical analysis and expert judgement was performed to identify the risk parameters which correlate with the historical observed default. The model relies on the risk parameters and its correlation with the historical observed default to predict the 12-month PD. The Lifetime PD is developed using forecasted MEV with the application of survival probabilities up to maturity of the financing facility.

# **CIMB Islamic Bank Berhad**

(Incorporated in Malaysia)

## **Notes to the Financial Statements for the financial year ended 31 December 2019 (Continued)**

### **54 Financial Risk Management (Continued)**

#### **54.1 Credit Risk (Continued)**

##### **Credit Risk Measurement (Continued)**

##### **(v) Measuring ECL - inputs, assumptions and estimation techniques (continued)**

###### Exposure at Default

EAD is the total value that the Group is exposed to at the time the customer defaults.

The 12-month and lifetime EADs are determined based on the expected payment profile, which varies by product type.

- For amortising products and bullet repayment financings, this is based on the contractual repayments owed by the customer over a 12 month or remaining maturity.
- For revolving products the exposure at default is predicted by taking current disbursed balance and adding a “credit conversion factor” which allows for the expected disbursement of the remaining limit by the time of default.

###### Loss Given Default

LGD represents the Group’s expectation of the extent of loss on a defaulted exposure. LGD varies by type of counterparty, type and seniority of claim and availability of collateral or other credit support. LGD is expressed as a percentage loss per unit of exposure at the time of default.

The 12-month and lifetime LGDs are determined based on the factors which impact the recoveries made post default. These vary by product type.

- For secured products, this is primarily based on collateral type and projected collateral values, historical discounts to market/book values due to forced sales, time to repossession and recovery costs observed.
- For unsecured products, LGD’s are typically set at product level due to the limited differentiation in recoveries achieved across different customers. These LGD’s are influenced by collection strategies, including contracted debt sales and price.

The assumptions underlying the ECL calculation are monitored and reviewed periodically. There have been no significant changes in estimation techniques or significant assumptions made during the reporting period.

# **CIMB Islamic Bank Berhad**

(Incorporated in Malaysia)

## **Notes to the Financial Statements for the financial year ended 31 December 2019 (Continued)**

### **54 Financial Risk Management (Continued)**

#### **54.1 Credit Risk (Continued)**

##### **Credit Risk Measurement (Continued)**

##### **(vi) Forward-looking information incorporated into the ECL models**

The estimation of ECL incorporates forward-looking information. The Group has performed statistical analysis based on historical experience and identified the key economic variables impacting credit risk and expected credit losses for each portfolio. The relationship of these economic variables on the PD, EAD and LGD has been determined by performing statistical regression analysis to understand the impact changes in these variables have had historically on default rates and on the components of PD and LGD. These economic variables and their associated impact on the PD, EAD and LGD vary by financial instrument. Expert judgment has also been applied in this process. Forecasts of these economic variables are sourced from Group's Economics team and external research house.

At 1 January 2019 and 31 December 2019, the Group concluded that three scenarios appropriately captured non-linearities. The other possible scenarios and scenario weightings are determined by a combination of statistical analysis and expert credit judgement.

As with any economic forecasts, the projections and likelihoods of occurrence are subject to some degree of inherent uncertainty and therefore the actual outcomes may be different to those projected. The Group considers these forecasts to represent its best estimate of the possible outcomes and are appropriately representative of the range of possible scenarios. The scenario weightage, number of scenarios and their attributes are reassessed periodically.

The Group and the Bank have also identified the key economic variables and carried out sensitivity assessment of ECL for financing, advances and other financing/loans in relation to the changes in these key economic variables whilst keeping other variables unchanged. The sensitivity factors used are derived based on expected standard deviation determined for each key economic variables to assess the impact on the ECL of the Group and the Bank.

# **CIMB Islamic Bank Berhad**

(Incorporated in Malaysia)

## **Notes to the Financial Statements for the financial year ended 31 December 2019 (Continued)**

### **54 Financial Risk Management (Continued)**

#### **54.1 Credit Risk (Continued)**

##### **Credit Risk Measurement (Continued)**

##### **(vii) Grouping of exposure for ECL measured on collective basis**

For expected credit loss provisions modelled on a collective basis, a grouping of exposures is performed on the basis of shared risk characteristics, such that risk exposures within a group are homogeneous.

In performing this grouping, there must be sufficient information for the group to be statistically credible. Where sufficient information is not available internally, the Group has considered benchmarking internal/external supplementary data to use for modelling purposes.

The appropriateness of groupings is monitored and reviewed on a periodic basis by the Credit Risk and Modelling team.

##### **Write off policy**

Write-off is usually taken when relevant recovery actions have been exhausted or further recovery is not economically feasible or justifiable. When a financing, advances and other financing/loans or debt instrument is deemed uncollectible, it is written off against the related allowance for impairment. Such financing, advances and other financing/loans are either written off in full or partially after taking into consideration the realisable value of collateral (if any) and when in the judgement of the management, there is no prospect of recovery. All write-offs must be approved by the Board or its delegated authorities.

The Group may write-off financing, advances and other financing/loans or debt instrument that are still subject to enforcement activity. The outstanding contractual amounts of such assets written off during the year ended 31 December 2019 was RM97,256,000 (2018: RM111,949,000)

# **CIMB Islamic Bank Berhad**

(Incorporated in Malaysia)

## **Notes to the Financial Statements for the financial year ended 31 December 2019 (Continued)**

### **54 Financial Risk Management (Continued)**

#### **54.1 Credit Risk (Continued)**

##### **Credit Risk Measurement (Continued)**

##### **Modification of financing, advances and other financing/loans**

The Group and the Bank sometimes renegotiates or otherwise modifies the contractual cash flows of financings to customers. When this happens, the Group and the Bank assess whether or not the new terms are substantially different to the original terms. The Group and the Bank do this by considering, among others, the following factors:

- If the customer is in financial difficulty, whether the modification merely reduces the contractual cash flows to amounts the customer is expected to be able to pay.
- Whether any substantial new terms are introduced, such as a profit share/equity-based return that substantially affects the risk profile of the financing.
- Significant extension of the financing term when the customer is not in financial difficulty.
- Significant change in the profit rate.
- Change in the currency the financing is denominated in.
- Insertion of collateral, other security or credit enhancements that significant affect the credit risk associated with the financing.

The risk of default of such financings after modification is assessed at the reporting date and compared with the risk under the original terms at initial recognition, when the modification is not substantial and so does not result in derecognition of the original financings. The Group monitors the subsequent performance of modified assets. The Group may determine that the credit risk has significantly improved after restructuring, so that the assets are moved from Stage 3 or Stage 2 (Lifetime ECL) to Stage 1 (12-month ECL). This is only the case for assets which have performed in accordance with the new terms for six consecutive months or more.

# **CIMB Islamic Bank Berhad**

(Incorporated in Malaysia)

## **Notes to the Financial Statements for the financial year ended 31 December 2019 (Continued)**

### **54 Financial Risk Management (Continued)**

#### **54.1 Credit Risk (Continued)**

##### **Credit Risk Measurement (Continued)**

##### **Off-Balance Sheet Exposures and Counterparty Credit Risk (CCR)**

Off-Balance Sheet exposures are exposures such as derivatives, trade facilities and undisbursed commitments. The Group adopts the Current Exposure method to compute the capital requirement for CCR under BNM's guidelines on CAFIB (Risk-Weighted Assets).

##### **i) Credit Risk Mitigation**

For credit derivatives and swaps transactions, the Group enters into master agreement with counterparties, whenever possible. Further, the Group may also enter into Credit Support Annexes International Swaps and Derivatives Association Agreement (CSA) with counterparties. The net credit exposure with each counterparty is monitored based on the threshold agreed in the master agreement and the Group may request for additional margin for any exposures above the agreed threshold, in accordance with the terms specified in the relevant CSA or the master agreement. The eligibility of collaterals and frequency calls are negotiated with the counterparty and endorsed by GCC.

##### **ii) Treatment of Rating Downgrade**

In the event of a one-notch downgrade of rating, based on the terms of the existing Credit Support Annexes and exposure as at 31 December 2019 and 31 December 2018, there was no requirement for additional collateral to be posted.

On the other hand, counterparty rating is being monitored and in the event of a rating downgrade, remedial actions such as revision of the counterparty credit limit, suspension of the limit or the request for additional collateral may be taken.

# CIMB Islamic Bank Berhad

(Incorporated in Malaysia)

## Notes to the Financial Statements for the financial year ended 31 December 2019 (Continued)

### 54 Financial Risk Management (Continued)

#### 54.1 Credit risk (Continued)

##### 54.1.1 Maximum exposure to credit risk (without taking into account any collateral held or other credit enhancements)

For financial assets reflected in the statement of financial position, the exposure to credit risk equals their carrying amount. For financial guarantees and similar contract granted, it is the maximum amount that the Group and the Bank would have to pay if the guarantees were called upon. For credit related commitments and contingents that are irrevocable over the life of the respective facilities, it is generally the full amount of the committed facilities.

	The Group and the Bank	
	31 December 2019	31 December 2018
	RM'000	RM'000
Financial guarantees	234,245	241,618
Credit related commitments and contingencies	12,781,988	11,245,584
	<u>13,016,233</u>	<u>11,487,202</u>

The financial effect of collateral (quantification to the extent to which collateral and other credit enhancements mitigate credit risk) held for net financing, advances and other financing/loans for the Group and the Bank is 58.3% (2018: 51.5%) while the financial effect of collateral for derivatives for the Group and the Bank is 66.7% (2018: 44.4%). The financial effects of collateral held for the remaining financial assets are insignificant.

The financial effect of collateral (quantification to the extent to which collateral and other credit enhancements mitigate credit risk) held for net financing, advances and other financing/loans that are credit impaired as at 31 December 2019 for the Group and the Bank is 31.3% (2018: 90.8%).

# CIMB Islamic Bank Berhad

(Incorporated in Malaysia)

## Notes to the Financial Statements for the financial year ended 31 December 2019 (Continued)

### 54 Financial Risk Management (Continued)

#### 54.1 Credit risk (Continued)

##### 54.1.2 Offsetting financial assets and financial liabilities

#### (a) Financial assets subject to offsetting, enforceable master netting arrangements and similar agreements - by type

	Related amounts not set off in the statement of financial position					
	Gross amounts of recognised financial assets in the statement of financial position RM'000	Gross amounts of recognised financial liabilities set off in the statement of financial position RM'000	Net amounts of financial assets presented in the statement of financial position RM'000	Financial instruments RM'000	Financial collaterals RM'000	Net amount RM'000
The Group and the Bank						
31 December 2019						
<u>Financial assets</u>						
Derivative assets	473,486	-	473,486	(293,520)	(22,410)	157,556
Total	473,486	-	473,486	(293,520)	(22,410)	157,556
31 December 2018						
<u>Financial assets</u>						
Derivative assets	564,384	-	564,384	(248,353)	(1,980)	314,051
Share purchase financing	207	-	207	-	(45)	162
Total	564,591	-	564,591	(248,353)	(2,025)	314,213



**CIMB Islamic Bank Berhad**

(Incorporated in Malaysia)

**Notes to the Financial Statements  
for the financial year ended 31 December 2019 (Continued)****54 Financial Risk Management (Continued)****54.1 Credit risk (Continued)****54.1.2 Offsetting financial assets and financial liabilities (Continued)****(b) Financial liabilities subject to offsetting, enforceable master netting arrangements and similar agreements - by type**

			Related amounts not set off in the statement of financial position			
	Gross amounts of recognised financial liabilities in the statement of financial position RM'000	Gross amounts of recognised financial assets set off in the statement of financial position RM'000	Net amounts of financial liabilities presented in the statement of financial position RM'000	Financial instruments RM'000	Financial collaterals RM'000	Net amount RM'000
The Group and the Bank						
31 December 2019						
<u>Financial liabilities</u>						
Derivative liabilities	489,685	-	489,685	(293,520)	-	196,165
Total	489,685	-	489,685	(293,520)	-	196,165
31 December 2018						
<u>Financial liabilities</u>						
Derivative liabilities	598,975	-	598,975	(247,119)	(179,995)	171,861
Total	598,975	-	598,975	(247,119)	(179,995)	171,861

# CIMB Islamic Bank Berhad

(Incorporated in Malaysia)

## Notes to the Financial Statements for the financial year ended 31 December 2019 (Continued)

### 54 Financial Risk Management (Continued)

#### 54.1 Credit risk (Continued)

##### 54.1.3 Concentration of risks of financial assets with credit risk exposure

A concentration of credit risk exists when a number of counterparties are engaged in similar activities and have similar economic characteristics that would cause their ability to meet contractual obligations to be similarly affected by changes in economic or other conditions.

#### (a) Geographical sectors

The analysis of credit risk concentrations (without taking into account any collateral held or other credit enhancements) based on the location of the counterparty as at 31 December 2019 and 31 December 2018 are as follows:

	The Group 31 December 2019						
	Malaysia	Indonesia	Singapore	United States	United Kingdom	Others	Total
	RM'000	RM'000	RM'000	RM'000	RM'000	RM'000	RM'000
Cash and short-term funds	7,599,953	1,197	46,546	44,766	605	38,983	7,732,050
Financial assets at fair value through profit or loss	5,049,032	-	-	-	-	-	5,049,032
Debt instruments at fair value through other comprehensive income	3,580,749	-	20,242	-	-	15,355	3,616,346
Debt instruments at amortised cost	8,082,696	-	-	-	-	-	8,082,696
Islamic derivative financial instruments	434,185	-	-	-	-	39,301	473,486
Financing, advances and other financing/loans	79,014,254	-	-	-	-	-	79,014,254
Other assets	150,075	312	-	-	-	1,425	151,812
Amount due from holding company and ultimate holding company	1	-	-	-	-	-	1
Amount due from related companies	589	-	194	-	-	-	783
Financial guarantees	234,245	-	-	-	-	-	234,245
Credit related commitments and contingencies	12,745,156	2,884	19,713	9	980	13,246	12,781,988
<b>Total credit exposures</b>	<b>116,890,935</b>	<b>4,393</b>	<b>86,695</b>	<b>44,775</b>	<b>1,585</b>	<b>108,310</b>	<b>117,136,693</b>

**CIMB Islamic Bank Berhad**

(Incorporated in Malaysia)

**Notes to the Financial Statements  
for the financial year ended 31 December 2019 (Continued)****54 Financial Risk Management (Continued)****54.1 Credit risk (Continued)****54.1.3 Concentration of risks of financial assets with credit risk exposure (Continued)****(a) Geographical sectors (Continued)**

The analysis of credit risk concentrations (without taking into account any collateral held or other credit enhancements) based on the location of the counterparty as at 31 December 2019 and 31 December 2018 are as follows: (Continued)

	The Group 31 December 2018						
	Malaysia	Indonesia	Singapore	United States	United Kingdom	Others	Total
	RM'000	RM'000	RM'000	RM'000	RM'000	RM'000	RM'000
Cash and short-term funds	10,216,040	2,072	21,604	30,619	5,799	164,360	10,440,494
Deposits and placements with banks and other financial institutions	483,685	-	-	-	-	-	483,685
Financial assets at fair value through profit or loss	2,925,344	-	-	-	-	-	2,925,344
Debt instruments at fair value through other comprehensive income	2,680,242	-	61,131	-	-	15,174	2,756,547
Debt instruments at amortised cost	6,544,723	-	-	-	-	-	6,544,723
Islamic derivative financial instruments	458,286	-	-	-	-	106,098	564,384
Financing, advances and other financing/loans	70,618,727	-	-	-	-	-	70,618,727
Other assets	345,309	177	2,111	-	-	1,751	349,348
Amount due from holding company	90,731	-	-	-	-	-	90,731
Amount due from related companies	620	-	-	-	-	-	620
Financial guarantees	241,618	-	-	-	-	-	241,618
Credit related commitments and contingencies	11,182,273	10,264	26,302	-	3,533	23,212	11,245,584
<b>Total credit exposures</b>	<b>105,787,598</b>	<b>12,513</b>	<b>111,148</b>	<b>30,619</b>	<b>9,332</b>	<b>310,595</b>	<b>106,261,805</b>

# CIMB Islamic Bank Berhad

(Incorporated in Malaysia)

## Notes to the Financial Statements for the financial year ended 31 December 2019 (Continued)

### 54 Financial Risk Management (Continued)

#### 54.1 Credit risk (Continued)

##### 54.1.3 Concentration of risks of financial assets with credit risk exposure (Continued)

##### (a) Geographical sectors (Continued)

The analysis of credit risk concentrations (without taking into account any collateral held or other credit enhancements) based on the location of the counterparty as at 31 December 2019 and 31 December 2018 are as follows: (Continued)

	The Bank 31 December 2019						Total RM'000
	Malaysia RM'000	Indonesia RM'000	Singapore RM'000	United States RM'000	United Kingdom RM'000	Others RM'000	
Cash and short-term funds	7,599,907	1,197	46,546	44,766	605	38,983	7,732,004
Financial assets at fair value through profit or loss	5,049,032	-	-	-	-	-	5,049,032
Debt instruments at fair value through other comprehensive income	3,580,749	-	20,242	-	-	15,355	3,616,346
Debt instruments at amortised cost	8,082,696	-	-	-	-	-	8,082,696
Islamic derivative financial instruments	434,185	-	-	-	-	39,301	473,486
Financing, advances and other financing/loans	79,014,254	-	-	-	-	-	79,014,254
Other assets	150,075	312	-	-	-	1,425	151,812
Amount due from holding company and ultimate holding company	1	-	-	-	-	-	1
Amount due from related companies	589	-	194	-	-	-	783
Financial guarantees	234,245	-	-	-	-	-	234,245
Credit related commitments and contingencies	12,745,156	2,884	19,713	9	980	13,246	12,781,988
<b>Total credit exposures</b>	<b>116,890,889</b>	<b>4,393</b>	<b>86,695</b>	<b>44,775</b>	<b>1,585</b>	<b>108,310</b>	<b>117,136,647</b>

# CIMB Islamic Bank Berhad

(Incorporated in Malaysia)

## Notes to the Financial Statements for the financial year ended 31 December 2019 (Continued)

### 54 Financial Risk Management (Continued)

#### 54.1 Credit risk (Continued)

##### 54.1.3 Concentration of risks of financial assets with credit risk exposure (Continued)

##### (a) Geographical sectors (Continued)

The analysis of credit risk concentrations (without taking into account any collateral held or other credit enhancements) based on the location of the counterparty as at 31 December 2019 and 31 December 2018 are as follows: (Continued)

	The Bank 31 December 2018						
	Malaysia	Indonesia	Singapore	United States	United Kingdom	Others	Total
	RM'000	RM'000	RM'000	RM'000	RM'000	RM'000	RM'000
Cash and short-term funds	10,215,994	2,072	21,604	30,619	5,799	164,360	10,440,448
Deposits and placements with banks and other financial institutions	483,685	-	-	-	-	-	483,685
Financial assets at fair value through profit or loss	2,925,344	-	-	-	-	-	2,925,344
Debt instruments at fair value through other comprehensive income	2,680,242	-	61,131	-	-	15,174	2,756,547
Debt instruments at amortised cost	6,544,723	-	-	-	-	-	6,544,723
Islamic derivative financial instruments	458,286	-	-	-	-	106,098	564,384
Financing, advances and other financing/loans	70,618,727	-	-	-	-	-	70,618,727
Other assets	345,309	177	2,111	-	-	1,751	349,348
Amount due from holding company	90,731	-	-	-	-	-	90,731
Amount due from related companies	620	-	-	-	-	-	620
Financial guarantees	241,618	-	-	-	-	-	241,618
Credit related commitments and contingencies	11,182,273	10,264	26,302	-	3,533	23,212	11,245,584
<b>Total credit exposures</b>	<b>105,787,552</b>	<b>12,513</b>	<b>111,148</b>	<b>30,619</b>	<b>9,332</b>	<b>310,595</b>	<b>106,261,759</b>

# CIMB Islamic Bank Berhad

(Incorporated in Malaysia)

## Notes to the Financial Statements for the financial year ended 31 December 2019 (Continued)

### 54 Financial Risk Management (Continued)

#### 54.1 Credit risk (Continued)

##### 54.1.3 Concentration of risks of financial assets with credit risk exposure (Continued)

#### (b) Industry sectors

The analysis of credit risk concentrations (without taking into account any collateral held or other credit enhancements) for items recognised in the statements of financial position as at 31 December 2019 and 31 December 2018 based on the industry sectors of the counterparty are as follows:

The Group 31 December 2019								
	Cash and short-term funds	Financial assets at fair value through profit or loss	Debt instruments at fair value through other comprehensive income	Debt instruments at amortised cost	Islamic derivative financial instruments	Other financial assets *	Financing, advances and other financing/ loans	Total credit exposures
	RM'000	RM'000	RM'000	RM'000	RM'000	RM'000	RM'000	RM'000
Primary agriculture	-	-	66,716	-	888	-	3,273,535	3,341,139
Mining and quarrying	-	-	57,479	-	-	-	952,699	1,010,178
Manufacturing	-	-	35,917	-	4,381	-	2,843,247	2,883,545
Electricity, gas and water supply	-	-	396,360	332,924	65	-	106,776	836,125
Construction	-	154,728	247,669	95,561	2,268	-	1,721,103	2,221,329
Transport, storage and communications	-	10,914	393,225	631,769	11	-	3,314,031	4,349,950
Education, health and others	-	-	-	-	-	-	4,484,728	4,484,728
Wholesale and retail trade, and restaurants and hotels	-	-	-	-	-	-	3,285,224	3,285,224
Finance, takaful, real estate and business activities	7,732,050	3,607,717	1,426,419	3,375,871	376,206	152,596	8,416,788	25,087,647
<i>Others</i>								
Household	-	-	-	-	-	-	50,525,705	50,525,705
Others	-	1,275,673	992,561	3,646,571	89,667	-	90,418	6,094,890
	<b>7,732,050</b>	<b>5,049,032</b>	<b>3,616,346</b>	<b>8,082,696</b>	<b>473,486</b>	<b>152,596</b>	<b>79,014,254</b>	<b>104,120,460</b>

\*Other financial assets include amount due from holding company and ultimate holding company, related companies and other financial assets.

# CIMB Islamic Bank Berhad

(Incorporated in Malaysia)

## Notes to the Financial Statements for the financial year ended 31 December 2019 (Continued)

### 54 Financial Risk Management (Continued)

#### 54.1 Credit risk (Continued)

##### 54.1.3 Concentration of risks of financial assets with credit risk exposure (Continued)

#### (b) Industry sectors (Continued)

The analysis of credit risk concentrations (without taking into account any collateral held or other credit enhancements) for items recognised in the statements of financial position as at 31 December 2019 and 31 December 2018 based on the industry sectors of the counterparty are as follows: (Continued)

The Group 31 December 2018									
	Cash and short-term funds	Deposits and placements with banks and other financial institutions	Financial assets at fair value through profit or loss	Debt instruments at fair value through other comprehensive income	Debt instruments at amortised cost	Islamic derivative financial instruments	Other financial assets *	Financing, advances and other financing/ loans	Total credit exposures
	RM'000	RM'000	RM'000	RM'000	RM'000	RM'000	RM'000	RM'000	RM'000
Primary agriculture	-	-	-	66,143	-	1,146	-	2,172,721	2,240,010
Mining and quarrying	-	-	-	56,191	-	-	-	1,569,307	1,625,498
Manufacturing	-	-	-	-	-	1,657	-	2,465,878	2,467,535
Electricity, gas and water supply	-	-	-	149,890	195,652	40	-	95,722	441,304
Construction	-	-	5,047	263,306	85,419	2,415	-	2,587,067	2,943,254
Transport, storage and communications	-	-	10,091	330,833	616,621	3	-	3,675,987	4,633,535
Education, health and others	-	-	-	-	-	-	-	5,941,297	5,941,297
Wholesale and retail trade, and restaurants and hotels	-	-	-	-	-	-	-	2,182,808	2,182,808
Finance, takaful, real estate and business activities	10,440,494	483,685	2,803,984	816,422	2,798,528	384,131	440,699	8,000,166	26,168,109
<u>Others</u>									
Household	-	-	-	-	-	-	-	41,864,107	41,864,107
Others	-	-	106,222	1,073,762	2,848,503	174,992	-	63,667	4,267,146
	10,440,494	483,685	2,925,344	2,756,547	6,544,723	564,384	440,699	70,618,727	94,774,603

\*Other financial assets include amount due from related companies and other financial assets.

# CIMB Islamic Bank Berhad

(Incorporated in Malaysia)

## Notes to the Financial Statements for the financial year ended 31 December 2019 (Continued)

### 54 Financial Risk Management (Continued)

#### 54.1 Credit risk (Continued)

##### 54.1.3 Concentration of risks of financial assets with credit risk exposure (Continued)

#### (b) Industry sectors (Continued)

The analysis of credit risk concentrations (without taking into account any collateral held or other credit enhancements) for items recognised in the statements of financial position as at 31 December 2019 and 31 December 2018 based on the industry sectors of the counterparty are as follows: (Continued)

The Bank 31 December 2019								
	Cash and short-term funds	Financial assets at fair value through profit or loss	Debt instruments at fair value through other comprehensive income	Debt instruments at amortised cost	Islamic derivative financial instruments	Other financial assets *	Financing, advances and other financing/loans	Total credit exposures
	RM'000	RM'000	RM'000	RM'000	RM'000	RM'000	RM'000	RM'000
Primary agriculture	-	-	66,716	-	888	-	3,273,535	3,341,139
Mining and quarrying	-	-	57,479	-	-	-	952,699	1,010,178
Manufacturing	-	-	35,917	-	4,381	-	2,843,247	2,883,545
Electricity, gas and water supply	-	-	396,360	332,924	65	-	106,776	836,125
Construction	-	154,728	247,669	95,561	2,268	-	1,721,103	2,221,329
Transport, storage and communications	-	10,914	393,225	631,769	11	-	3,314,031	4,349,950
Education, health and others	-	-	-	-	-	-	4,484,728	4,484,728
Wholesale and retail trade, and restaurants and hotels	-	-	-	-	-	-	3,285,224	3,285,224
Finance, takaful, real estate and business activities	7,732,004	3,607,717	1,426,419	3,375,871	376,206	152,596	8,416,788	25,087,601
<u>Others</u>								
Household	-	-	-	-	-	-	50,525,705	50,525,705
Others	-	1,275,673	992,561	3,646,571	89,667	-	90,418	6,094,890
	<b>7,732,004</b>	<b>5,049,032</b>	<b>3,616,346</b>	<b>8,082,696</b>	<b>473,486</b>	<b>152,596</b>	<b>79,014,254</b>	<b>104,120,414</b>

\* Other financial assets include amount due from holding company and ultimate holding company, related companies and other financial assets.



# CIMB Islamic Bank Berhad

(Incorporated in Malaysia)

## Notes to the Financial Statements for the financial year ended 31 December 2019 (Continued)

### 54 Financial Risk Management (Continued)

#### 54.1 Credit risk (Continued)

##### 54.1.3 Concentration of risks of financial assets with credit risk exposure (Continued)

#### (b) Industry sectors (Continued)

The analysis of credit risk concentrations (without taking into account any collateral held or other credit enhancements) for items recognised in the statements of financial position as at 31 December 2019 and 31 December 2018 based on the industry sectors of the counterparty are as follows: (Continued)

The Bank 31 December 2018									
	Cash and short-term funds	Deposits and placements with banks and other financial institutions	Financial assets at fair value through profit or loss	Debt instruments at fair value through other comprehensive income	Debt instruments at amortised cost	Islamic derivative financial instruments	Other financial assets *	Financing, advances and other financing/loans	Total credit exposures
	RM'000	RM'000	RM'000	RM'000	RM'000	RM'000	RM'000	RM'000	RM'000
Primary agriculture	-	-	-	66,143	-	1,146	-	2,172,721	2,240,010
Mining and quarrying	-	-	-	56,191	-	-	-	1,569,307	1,625,498
Manufacturing	-	-	-	-	-	1,657	-	2,465,878	2,467,535
Electricity, gas and water supply	-	-	-	149,890	195,652	40	-	95,722	441,304
Construction	-	-	5,047	263,306	85,419	2,415	-	2,587,067	2,943,254
Transport, storage and communications	-	-	10,091	330,833	616,621	3	-	3,675,987	4,633,535
Education, health and others	-	-	-	-	-	-	-	5,941,297	5,941,297
Wholesale and retail trade, and restaurants and hotels	-	-	-	-	-	-	-	2,182,808	2,182,808
Finance, takaful, real estate and business activities	10,440,448	483,685	2,803,984	816,422	2,798,528	384,131	440,699	8,000,166	26,168,063
<u>Others</u>									
Household	-	-	-	-	-	-	-	41,864,107	41,864,107
Others	-	-	106,222	1,073,762	2,848,503	174,992	-	63,667	4,267,146
	10,440,448	483,685	2,925,344	2,756,547	6,544,723	564,384	440,699	70,618,727	94,774,557

\* Other financial assets include amount due from related companies and other financial assets.

**CIMB Islamic Bank Berhad**

(Incorporated in Malaysia)

**Notes to the Financial Statements  
for the financial year ended 31 December 2019 (Continued)****54 Financial Risk Management (Continued)****54.1 Credit risk (Continued)****54.1.3 Concentration of risks of financial assets with credit risk exposure (Continued)****(b) Industry sectors (Continued)**

The analysis of credit risk concentrations (without taking into account any collateral held or other credit enhancements) for financial guarantees and credit related commitments and contingencies, based on the industry sectors of the counterparty are as follows:

	The Group and the Bank			
	31 December 2019		31 December 2018	
	Financial guarantees RM'000	Credit related commitments and contingencies RM'000	Financial guarantees RM'000	Credit related commitments and contingencies RM'000
Primary agriculture	3,837	550,911	6,104	347,786
Mining and quarrying	3,063	84,995	433	114,081
Manufacturing	63,952	405,792	57,955	322,425
Electricity, gas and water supply	29,389	103,447	80,587	3,800
Construction	31,403	1,628,238	23,796	1,234,216
Transport, storage and communications	3,095	126,961	2,755	77,217
Education, health and others	1,685	215,632	1,103	88,765
Wholesale and retail trade, and restaurants and hotels	81,263	520,655	60,412	499,408
Finance, takaful, real estate and business activities	16,216	1,245,541	8,183	1,658,900
<u>Others</u>				
Household	196	7,893,489	100	6,886,140
Others	146	6,327	190	12,846
	<u>234,245</u>	<u>12,781,988</u>	<u>241,618</u>	<u>11,245,584</u>

# CIMB Islamic Bank Berhad

(Incorporated in Malaysia)

## Notes to the Financial Statements for the financial year ended 31 December 2019 (Continued)

### 54 Financial Risk Management (Continued)

#### 54.1 Credit risk (Continued)

##### 54.1.4 Credit quality of financial assets

#### (a) Financial assets using General 3-stage approach

Where expected credit loss model is applied, the credit quality of financial instruments subject to credit risk are assessed by reference to the internal rating system adopted by the Group and the Bank in 2019 and 2018, as summarised below:

##### Financing, advances and other financing/loans and financing commitment and financial guarantees

Rating classification	Internal rating
Good	1 to 10b
Satisfactory	11a-13e
Impaired	14

##### Other financial instruments

Rating classification	Internal rating
Investment Grade (IG)	1 to 6
Non Investment Grade	7 to 13e
Impaired	14

*Other financial instruments includes cash and short-term funds, deposits and placements with banks and other financial institutions, debt instruments at fair value through other comprehensive income, debt instruments at amortised cost, amount due from intercompany balances and other assets.*

## **CIMB Islamic Bank Berhad**

(Incorporated in Malaysia)

### **Notes to the Financial Statements for the financial year ended 31 December 2019 (Continued)**

#### **54 Financial Risk Management (Continued)**

##### **54.1 Credit risk (Continued)**

##### **54.1.4 Credit quality of financial assets (Continued)**

###### **(a) Financial assets using General 3-stage approach (Continued)**

Credit quality description can be summarised as follows:

**Good** – There is a high likelihood of the asset being recovered in full and therefore, of no cause for concern to the Group and the Bank.

**Satisfactory** – There is concern over the counterparty's ability to make payments when due. However, these have not yet converted to actual delinquency and the counterparty is continuing to make payments when due and is expected to settle all outstanding amounts of principal and profit.

**Investment Grade** – It refers to the credit quality of the financial asset where there is a relatively low risk of credit default as the issuer of the financial asset has a high likelihood to meet payment obligations.

**Non-investment Grade** – There is concern over the credit quality of the financial asset due to the issuer's ability to repay its obligation when due.

**No rating** – This includes exposures under the Standardised Approach and those where ratings are not available and portfolio average were applied.

**Impaired** – Refers to the asset that is being impaired.

**CIMB Islamic Bank Berhad**

(Incorporated in Malaysia)

**Notes to the Financial Statements  
for the financial year ended 31 December 2019 (Continued)****54 Financial Risk Management (Continued)****54.1 Credit risk (Continued)****54.1.4 Credit quality of financial assets (Continued)****(a) Financial assets using General 3-stage approach (Continued)**

The following table disclose an analysis of the credit risk exposure of financial assets for which an expected credit losses (“ECL”) is recognised.

The Group	12-month ECL (Stage 1)	Lifetime ECL-not credit impaired (Stage 2)	Lifetime ECL-credit impaired (Stage 3)	Total
	RM'000	RM'000	RM'000	RM'000
<b>Cash and short-term fund and deposits and placement with banks and other financial institutions</b>				
<b>2019</b>				
Sovereign	7,002,217	-	-	7,002,217
Investment grade	276,435	-	-	276,435
Non-investment grade	2,707	-	-	2,707
No rating	450,691	-	-	450,691
<b>Gross carrying amount</b>	<b>7,732,050</b>	<b>-</b>	<b>-</b>	<b>7,732,050</b>
<b>Total ECL</b>	<b>-</b>	<b>-</b>	<b>-</b>	<b>-</b>
<b>Net carrying amount</b>	<b>7,732,050</b>	<b>-</b>	<b>-</b>	<b>7,732,050</b>
<b>2018</b>				
Sovereign	9,895,622	-	-	9,895,622
Investment grade	1,020,950	-	-	1,020,950
Non-investment grade	2,281	-	-	2,281
No rating	5,511	-	-	5,511
<b>Gross carrying amount</b>	<b>10,924,364</b>	<b>-</b>	<b>-</b>	<b>10,924,364</b>
<b>Total ECL</b>	<b>(185)</b>	<b>-</b>	<b>-</b>	<b>(185)</b>
<b>Net carrying amount</b>	<b>10,924,179</b>	<b>-</b>	<b>-</b>	<b>10,924,179</b>

**CIMB Islamic Bank Berhad**

(Incorporated in Malaysia)

**Notes to the Financial Statements  
for the financial year ended 31 December 2019 (Continued)****54 Financial Risk Management (Continued)****54.1 Credit risk (Continued)****54.1.4 Credit quality of financial assets (Continued)****(a) Financial assets using General 3-stage approach (Continued)**

The following table disclose an analysis of the credit risk exposure of financial assets for which an expected credit losses (“ECL”) is recognised. (Continued)

The Bank	12-month ECL (Stage 1) RM'000	Lifetime ECL-not credit impaired (Stage 2) RM'000	Lifetime ECL-credit impaired (Stage 3) RM'000	Total RM'000
<b>Cash and short-term fund and deposits and placement with banks and other financial institutions</b>				
<b>2019</b>				
Sovereign	7,002,217	-	-	7,002,217
Investment grade	276,435	-	-	276,435
Non-investment grade	2,707	-	-	2,707
No rating	450,645	-	-	450,645
<b>Gross carrying amount</b>	<b>7,732,004</b>	<b>-</b>	<b>-</b>	<b>7,732,004</b>
<b>Total ECL</b>	<b>-</b>	<b>-</b>	<b>-</b>	<b>-</b>
<b>Net carrying amount</b>	<b>7,732,004</b>	<b>-</b>	<b>-</b>	<b>7,732,004</b>
<b>2018</b>				
Sovereign	9,895,622	-	-	9,895,622
Investment grade	1,020,950	-	-	1,020,950
Non-investment grade	2,281	-	-	2,281
No rating	5,465	-	-	5,465
<b>Gross carrying amount</b>	<b>10,924,318</b>	<b>-</b>	<b>-</b>	<b>10,924,318</b>
<b>Total ECL</b>	<b>(185)</b>	<b>-</b>	<b>-</b>	<b>(185)</b>
<b>Net carrying amount</b>	<b>10,924,133</b>	<b>-</b>	<b>-</b>	<b>10,924,133</b>

**CIMB Islamic Bank Berhad**

(Incorporated in Malaysia)

**Notes to the Financial Statements  
for the financial year ended 31 December 2019 (Continued)****54 Financial Risk Management (Continued)****54.1 Credit risk (Continued)****54.1.4 Credit quality of financial assets (Continued)****(a) Financial assets using General 3-stage approach (Continued)**

The following table disclose an analysis of the credit risk exposure of financial assets for which an expected credit losses (“ECL”) is recognised. (Continued)

The Group and the Bank	12-month ECL (Stage 1) RM'000	Lifetime ECL-not credit impaired (Stage 2) RM'000	Lifetime ECL-credit impaired (Stage 3) RM'000	Total RM'000
<b>Debt instruments at fair value through other comprehensive income</b>				
<b>2019</b>				
Sovereign	1,753,918	-	-	1,753,918
Investment grade	1,014,985	-	-	1,014,985
Non-investment grade	771,088	25,605	-	796,693
No rating	50,750	-	-	50,750
<b>Gross carrying amount</b>	<b>3,590,741</b>	<b>25,605</b>	<b>-</b>	<b>3,616,346</b>
<b>Total ECL ^^</b>	<b>(1,749)</b>	<b>(99)</b>	<b>-</b>	<b>(1,848)</b>
<b>Net carrying amount</b>	<b>3,588,992</b>	<b>25,506</b>	<b>-</b>	<b>3,614,498</b>
<b>2018</b>				
Sovereign	1,424,087	-	-	1,424,087
Investment grade	709,163	-	-	709,163
Non-investment grade	623,297	-	-	623,297
<b>Gross carrying amount</b>	<b>2,756,547</b>	<b>-</b>	<b>-</b>	<b>2,756,547</b>
<b>Total ECL ^^</b>	<b>(1,117)</b>	<b>-</b>	<b>-</b>	<b>(1,117)</b>
<b>Net carrying amount</b>	<b>2,755,430</b>	<b>-</b>	<b>-</b>	<b>2,755,430</b>
<b>Debt instruments at amortised cost</b>				
<b>2019</b>				
Sovereign	7,221,423	-	-	7,221,423
Investment grade	756,838	-	-	756,838
Non-investment grade	89,821	-	-	89,821
No rating	15,009	-	-	15,009
<b>Gross carrying amount</b>	<b>8,083,091</b>	<b>-</b>	<b>-</b>	<b>8,083,091</b>
<b>Total ECL</b>	<b>(395)</b>	<b>-</b>	<b>-</b>	<b>(395)</b>
<b>Net carrying amount</b>	<b>8,082,696</b>	<b>-</b>	<b>-</b>	<b>8,082,696</b>
<b>2018</b>				
Sovereign	5,738,581	-	-	5,738,581
Investment grade	731,740	-	-	731,740
Non-investment grade	74,609	-	-	74,609
<b>Gross carrying amount</b>	<b>6,544,930</b>	<b>-</b>	<b>-</b>	<b>6,544,930</b>
<b>Total ECL</b>	<b>(207)</b>	<b>-</b>	<b>-</b>	<b>(207)</b>
<b>Net carrying amount</b>	<b>6,544,723</b>	<b>-</b>	<b>-</b>	<b>6,544,723</b>

^^ The ECL is recognised in other comprehensive income reserves as the carrying amount of debt instruments at fair value through other comprehensive income are equivalent to their fair value.

**CIMB Islamic Bank Berhad**

(Incorporated in Malaysia)

**Notes to the Financial Statements  
for the financial year ended 31 December 2019 (Continued)****54 Financial Risk Management (Continued)****54.1 Credit risk (Continued)****54.1.4 Credit quality of financial assets (Continued)****(a) Financial assets using General 3-stage approach (Continued)**

The following table disclose an analysis of the credit risk exposure of financial assets for which an expected credit losses (“ECL”) is recognised. (Continued)

The Group and the Bank	12-month ECL (Stage 1) RM'000	Lifetime ECL-not credit impaired (Stage 2) RM'000	Lifetime ECL-credit impaired (Stage 3) RM'000	Total RM'000
<b>Financing, advances and other financing/loans at amortised cost</b>				
<b>2019</b>				
Good	46,237,865	1,616,117	-	47,853,982
Satisfactory	19,296,091	1,955,593	-	21,251,684
Impaired	-	-	1,242,097	1,242,097
No rating	8,763,104	137,854	-	8,900,958
<b>Gross carrying amount</b>	<b>74,297,060</b>	<b>3,709,564</b>	<b>1,242,097</b>	<b>79,248,721</b>
<b>Total ECL</b>	<b>(134,567)</b>	<b>(132,054)</b>	<b>(168,027)</b>	<b>(434,648)</b>
<b>Net carrying amount</b>	<b>74,162,493</b>	<b>3,577,510</b>	<b>1,074,070</b>	<b>78,814,073</b>
<b>2018</b>				
Good	45,914,153	491,803	-	46,405,956
Satisfactory	16,135,290	2,282,341	-	18,417,631
Impaired	-	-	437,712	437,712
No rating	5,223,323	88,725	-	5,312,048
<b>Gross carrying amount</b>	<b>67,272,766</b>	<b>2,862,869</b>	<b>437,712</b>	<b>70,573,347</b>
<b>Total ECL</b>	<b>(172,096)</b>	<b>(75,042)</b>	<b>(199,048)</b>	<b>(446,186)</b>
<b>Net carrying amount</b>	<b>67,100,670</b>	<b>2,787,827</b>	<b>238,664</b>	<b>70,127,161</b>
<b>Other assets</b>				
<b>2019</b>				
Investment grade	25,249	-	-	25,249
<b>Gross carrying amount</b>	<b>25,249</b>	<b>-</b>	<b>-</b>	<b>25,249</b>
<b>Total ECL</b>	<b>-</b>	<b>-</b>	<b>-</b>	<b>-</b>
<b>Net carrying amount</b>	<b>25,249</b>	<b>-</b>	<b>-</b>	<b>25,249</b>
<b>2018</b>				
Investment grade	239,940	-	-	239,940
<b>Gross carrying amount</b>	<b>239,940</b>	<b>-</b>	<b>-</b>	<b>239,940</b>
<b>Total ECL</b>	<b>-</b>	<b>-</b>	<b>-</b>	<b>-</b>
<b>Net carrying amount</b>	<b>239,940</b>	<b>-</b>	<b>-</b>	<b>239,940</b>



**CIMB Islamic Bank Berhad**

(Incorporated in Malaysia)

**Notes to the Financial Statements  
for the financial year ended 31 December 2019 (Continued)****53 Financial Risk Management (Continued)****54.1 Credit risk (Continued)****54.1.4 Credit quality of financial assets (Continued)****(a) Financial assets using General 3-stage approach (Continued)**

The following table disclose an analysis of the credit risk exposure of financial assets for which an expected credit losses (“ECL”) is recognised. (Continued)

The Group and the Bank	12-month ECL (Stage 1)	Lifetime ECL-not credit impaired (Stage 2)	Lifetime ECL-credit impaired (Stage 3)	Total
	RM'000	RM'000	RM'000	RM'000
<b>Intercompany balances</b>				
<b>2019</b>				
Investment grade	195	-	-	195
No rating	589	-	-	589
<b>Gross carrying amount</b>	<b>784</b>	<b>-</b>	<b>-</b>	<b>784</b>
<b>Total ECL</b>	<b>-</b>	<b>-</b>	<b>-</b>	<b>-</b>
<b>Net carrying amount</b>	<b>784</b>	<b>-</b>	<b>-</b>	<b>784</b>
<b>2018</b>				
Investment grade	90,868	-	-	90,868
No rating	483	-	-	483
<b>Gross carrying amount</b>	<b>91,351</b>	<b>-</b>	<b>-</b>	<b>91,351</b>
<b>Total ECL</b>	<b>-</b>	<b>-</b>	<b>-</b>	<b>-</b>
<b>Net carrying amount</b>	<b>91,351</b>	<b>-</b>	<b>-</b>	<b>91,351</b>

**CIMB Islamic Bank Berhad**

(Incorporated in Malaysia)

**Notes to the Financial Statements  
for the financial year ended 31 December 2019 (Continued)****54 Financial Risk Management (Continued)****54.1 Credit risk (Continued)****54.1.4 Credit quality of financial assets (Continued)****(a) Financial assets using General 3-stage approach (Continued)**

The following table disclose an analysis of the credit risk exposure of financial assets for which an expected credit losses (“ECL”) is recognised. (Continued)

The Group and the Bank	12-month ECL (Stage 1) RM'000	Lifetime ECL-not credit impaired (Stage 2) RM'000	Lifetime ECL-credit impaired (Stage 3) RM'000	Total RM'000
<b>Financing commitments and financial guarantee contracts</b>				
<b>2019</b>				
Good	8,632,310	281,364	-	8,913,674
Satisfactory	1,878,939	71,791	-	1,950,730
Impaired	-	-	27,146	27,146
No rating	2,169,304	922	-	2,170,226
<b>Gross carrying amount</b>	<b>12,680,553</b>	<b>354,077</b>	<b>27,146</b>	<b>13,061,776</b>
<b>Total ECL</b>	<b>(36,471)</b>	<b>(6,572)</b>	<b>(2,500)</b>	<b>(45,543)</b>
<b>Net carrying amount</b>	<b>12,644,082</b>	<b>347,505</b>	<b>24,646</b>	<b>13,016,233</b>
<b>2018</b>				
Good	5,259,429	29,230	-	5,288,659
Satisfactory	1,642,874	17,210	-	1,660,084
Impaired	-	-	24,079	24,079
No rating	4,513,814	65,837	-	4,579,651
<b>Gross carrying amount</b>	<b>11,416,117</b>	<b>112,277</b>	<b>24,079</b>	<b>11,552,473</b>
<b>Total ECL</b>	<b>(59,997)</b>	<b>(3,724)</b>	<b>(1,550)</b>	<b>(65,271)</b>
<b>Net carrying amount</b>	<b>11,356,120</b>	<b>108,553</b>	<b>22,529</b>	<b>11,487,202</b>

## CIMB Islamic Bank Berhad

(Incorporated in Malaysia)

### Notes to the Financial Statements for the financial year ended 31 December 2019 (Continued)

#### 54 Financial Risk Management (Continued)

##### 54.1 Credit risk (Continued)

##### 54.1.4 Credit quality of financial assets (Continued)

##### (a) Financial assets using General 3-stage approach (Continued)

##### (i) Analysis of credit quality of financing, advances and other financing/loans by product

The Group and the Bank  
2019

Financing, advances and other financing/loans at amortised cost

	Cashline	Term financing	Bill receivable	Islamic trust	Claims on customers under acceptance	Staff financing	Credit card	Revolving	Total gross
	RM'000	RM'000	RM'000	receipts RM'000	credits RM'000	RM'000	receivables RM'000	credits RM'000	amount RM'000
12-month ECL (Stage 1)	1,087,782	66,217,751	483,086	95,111	838,370	147,832	141,789	5,285,339	74,297,060
- Good	618,316	39,937,553	296,741	77,713	454,654	147,610	77,144	4,628,134	46,237,865
- Satisfactory	144,289	19,048,808	512	3,031	35,202	222	63,025	1,002	19,296,091
- No rating	325,177	7,231,390	185,833	14,367	348,514	-	1,620	656,203	8,763,104
Lifetime ECL not credit-impaired (Stage 2)	130,874	3,443,869	6,519	626	25,187	-	5,218	97,271	3,709,564
- Good	53,512	1,494,123	-	-	15,334	-	32	53,116	1,616,117
- Satisfactory	52,992	1,836,262	6,519	626	9,853	-	5,186	44,155	1,955,593
- No rating	24,370	113,484	-	-	-	-	-	-	137,854
Lifetime ECL credit-impaired (Stage 3)	20,626	1,096,884	-	-	120,703	-	2,022	1,862	1,242,097
- Impaired	20,626	1,096,884	-	-	120,703	-	2,022	1,862	1,242,097
<b>Total</b>	<b>1,239,282</b>	<b>70,758,504</b>	<b>489,605</b>	<b>95,737</b>	<b>984,260</b>	<b>147,832</b>	<b>149,029</b>	<b>5,384,472</b>	<b>79,248,721</b>

## CIMB Islamic Bank Berhad

(Incorporated in Malaysia)

### Notes to the Financial Statements for the financial year ended 31 December 2019 (Continued)

#### 54 Financial Risk Management (Continued)

##### 54.1 Credit risk (Continued)

##### 54.1.4 Credit quality of financial assets (Continued)

##### (a) Financial assets using General 3-stage approach (Continued)

##### (i) Analysis of credit quality of financing, advances and other financing/loans by product. (Continued)

The Group and the Bank  
2018

2018	Financing, advances and other financing/loans at amortised cost									
	Claims on customers									Total gross amount RM'000
	Cashline RM'000	Term financing RM'000	Bill receivable RM'000	Islamic trust	under acceptance	Staff financing RM'000	Credit card	Revolving	Share purchase	
				receipts RM'000	credits RM'000		receivables RM'000	credits RM'000	financing RM'000	
12-month ECL (Stage 1)	760,970	58,725,828	18,245	100,382	982,675	114,136	126,524	6,443,998	8	67,272,766
- Good	488,226	41,964,745	13,702	96,992	869,886	-	-	2,480,602	-	45,914,153
- Satisfactory	99,640	15,881,634	4,543	1,291	111,177	-	-	37,004	1	16,135,290
- No rating	173,104	879,449	-	2,099	1,612	114,136	126,524	3,926,392	7	5,223,323
Lifetime ECL not credit-impaired (Stage 2)	118,688	2,465,606	-	4,814	109,238	164	8,889	155,470	-	2,862,869
- Good	53,623	338,769	-	127	25,795	-	-	73,489	-	491,803
- Satisfactory	65,044	2,047,186	-	4,687	83,443	-	-	81,981	-	2,282,341
- No rating	21	79,651	-	-	-	164	8,889	-	-	88,725
Lifetime ECL credit-impaired (Stage 3)	18,758	386,007	7,892	-	20,944	-	1,912	2,000	199	437,712
- Impaired	18,758	386,007	7,892	-	20,944	-	1,912	2,000	199	437,712
Total	898,416	61,577,441	26,137	105,196	1,112,857	114,300	137,325	6,601,468	207	70,573,347

# CIMB Islamic Bank Berhad

(Incorporated in Malaysia)

## Notes to the Financial Statements for the financial year ended 31 December 2019 (Continued)

### 54 Financial Risk Management (Continued)

#### 54.1 Credit risk (Continued)

##### 54.1.4 Credit quality of financial assets (Continued)

###### (b) Financial assets using simplified approach

###### Analysis of other assets by credit rating

The credit quality of other assets that are assessed by reference to internal rating system adopted by the Group and the Bank in 2019. Where internal rating system is not applied, external credit rating by major credit rating agencies will be adopted, as summarised below:

The Group and the Bank Rating classification	Internal rating	External credit rating
Investment Grade (IG)	1 to 6	AAA to BBB-
Non Investment Grade	7 to 14	BB+ and below

Credit quality description can be summarised below:

**Investment Grade** – It refers to the credit quality of the financial asset where there is a relatively low risk of credit default as the issuer of the financial asset has a high likelihood to meet payment obligations.

**Non-investment Grade** – There is concern over the credit quality of the financial asset due to the issuer's ability to repay its obligation when due.

**No rating** – This includes exposures where ratings are not available and portfolio average were applied.

**CIMB Islamic Bank Berhad**

(Incorporated in Malaysia)

**Notes to the Financial Statements  
for the financial year ended 31 December 2019 (Continued)****54 Financial Risk Management (Continued)****54.1 Credit risk (Continued)****54.1.4 Credit quality of financial assets (Continued)****(b) Financial assets using simplified approach (Continued)****Analysis of other assets by credit rating (Continued)**

The following tables are analysis of the credit risk exposure of other assets:

**The Group and the Bank**

	Sovereign	Investment grade (AAA to BBB-)	Non investment grade (BB+ and below)	No rating	Gross carrying amount	ECL	Net carrying amount
	RM'000	RM'000	RM'000	RM'000		RM'000	RM'000
<b>2019</b>							
Other assets	-	36,406	-	90,446	126,852	(289)	126,563
<b>Total</b>	-	36,406	-	90,446	126,852	(289)	126,563
<b>2018</b>							
Other assets	-	2,111	-	107,599	109,710	(301)	109,409
<b>Total</b>	-	2,111	-	107,599	109,710	(301)	109,409

**54.1.5 Repossessed collateral**

The Group and the Bank has not taken possession of any collateral held as security.

# **CIMB Islamic Bank Berhad**

(Incorporated in Malaysia)

## **Notes to the Financial Statements for the financial year ended 31 December 2019 (Continued)**

### **54 Financial Risk Management (Continued)**

#### **54.2 Market risk**

Market risk is defined as any fluctuation in the market value of a trading or investment exposure resulting from movements in market risk factors such as profit rates, currency exchange rates, credit spreads, equity prices, commodities prices and their associated volatilities.

#### **Market Risk Management (MRM)**

The Group adopts various measures as part of the risk management process. The GRCC with the assistance of GMRC and its delegated committees ensure that the risk exposures undertaken by the Group is within the risk appetite approved by the Board. The Group hedges the exposures to market risk by employing various strategies, including the use of derivative instruments.

Market Risk CoE is responsible for measuring and controlling the Group's market risk through robust measurement and market risk limit monitoring while facilitating business growth within a controlled and transparent risk management framework.

Market Risk CoE evaluates the market exposures using the applicable market price and pricing model. The valuation process is carried out with the independent price verification requirements to ensure that financial assets/liabilities are recorded at fair value. The valuation methods and models used are validated by risk management quantitative analysts to assess their applicability relative to market conditions.

The Group adopts the VaR methodology as an approach in the measurement of market risk. VaR is a statistical measure of the potential losses that could occur as a result of movements in market rates and prices over a specified time horizon within a given confidence level. The usage of market VaR by risk type based on 1-day holding period of the Group's trading exposures as at 31 December 2019 is shown in Note 54.2.1.

## **CIMB Islamic Bank Berhad**

(Incorporated in Malaysia)

### **Notes to the Financial Statements for the financial year ended 31 December 2019 (Continued)**

#### **54 Financial Risk Management (Continued)**

##### **54.2 Market risk (Continued)**

###### **Market Risk Management (MRM) (Continued)**

Stress testing is conducted to capture the potential market risk exposures from an unexpected market movement. In formulating stress scenarios, consideration is given to various aspects of the market; for example, identification of areas where unexpected losses can occur and areas where historical correlation may no longer hold true.

In addition to the above, Market Risk CoE undertakes the monitoring and oversight process at Treasury & Markets' trading floors, which include reviewing and analysing treasury trading activities vis-à-vis changes in the financial markets, assessing limit usage, assessing limit adequacy and verifying transaction prices.

###### *Capital Treatment for Market Risk*

At present, the Group adopts the Standardised Approach to compute market risk capital requirement under BNM's guidelines on CAFIB (Risk-Weighted Assets).



**CIMB Islamic Bank Berhad**

(Incorporated in Malaysia)

**Notes to the Financial Statements  
for the financial year ended 31 December 2019 (Continued)****54 Financial Risk Management (Continued)****54.2 Market risk (Continued)****54.2.1 VaR**

The usage of market VaR by risk type based on 1-day holding period of the Group's and the Bank's trading exposures are set out below:

	The Group		The Bank	
	31 December 2019 RM'000	31 December 2018 RM'000	31 December 2019 RM'000	31 December 2018 RM'000
<b>VaR</b>				
Foreign exchange risk	336	101	336	101
Profit rate risk	1,194	208	1,194	208
<b>Total</b>	<b>1,530</b>	<b>309</b>	<b>1,530</b>	<b>309</b>
Total shareholder's funds	6,330,814	5,514,476	6,331,867	5,515,342
Percentage over shareholder's funds	0.02%	0.01%	0.02%	0.01%

**54.2.2 Profit rate risk**

Profit rate risk relates to the potential adverse impact on the net profit income arising from the changes in profit rates. One of the primary sources of profit rate risk is the repricing mismatches between profit earning assets and profit bearing liabilities. Profit rate risk is measured and reported at various levels through various techniques including Earnings-at-Risk (EaR).

# CIMB Islamic Bank Berhad

(Incorporated in Malaysia)

## Notes to the Financial Statements for the financial year ended 31 December 2019 (Continued)

### 54 Financial Risk Management (Continued)

#### 54.2 Market risk (Continued)

##### 54.2.2 Profit rate risk (Continued)

- (a) The tables below summarise the Group's and Bank's financial assets and financial liabilities at their full carrying amounts, analysed by the earlier of contractual repricing or maturity dates:

The Group 31 December 2019	Non-trading book						Non-profit sensitive RM'000	Trading book RM'000	Total RM'000
	Up to 1 month RM'000	> 1 – 3 months RM'000	> 3 – 6 months RM'000	> 6 – 12 months RM'000	> 1 – 5 years RM'000	Over 5 years RM'000			
<b>Financial assets</b>									
Cash and short-term funds	7,722,673	-	-	-	-	-	9,377	-	7,732,050
Financial assets at fair value through profit or loss	-	-	-	-	-	-	-	5,049,032	5,049,032
Debt instruments at fair value through other comprehensive income	10,004	119,687	102,530	116,072	1,989,568	1,242,801	35,684	-	3,616,346
Debt instruments at amortised cost	-	-	409,972	270,898	3,675,454	3,637,657	88,715	-	8,082,696
Islamic derivative financial instruments	-	-	-	-	-	-	-	473,486	473,486
Financing, advances and other financing/loans	62,345,178	3,007,380	3,627,217	152,213	2,784,861	7,097,405	-	-	79,014,254
Other assets	77	130	5,012	-	31,257	23,599	91,737	-	151,812
Amount due from holding company and ultimate holding company	-	-	-	-	-	-	1	-	1
Amount due from related companies	-	-	-	-	-	-	783	-	783
<b>Total financial assets</b>	<b>70,077,932</b>	<b>3,127,197</b>	<b>4,144,731</b>	<b>539,183</b>	<b>8,481,140</b>	<b>12,001,462</b>	<b>226,297</b>	<b>5,522,518</b>	<b>104,120,460</b>

# CIMB Islamic Bank Berhad

(Incorporated in Malaysia)

## Notes to the Financial Statements for the financial year ended 31 December 2019 (Continued)

### 54 Financial Risk Management (Continued)

#### 54.2 Market risk (Continued)

##### 54.2.2 Profit rate risk (Continued)

- (a) The tables below summarise the Group's and Bank's financial assets and financial liabilities at their full carrying amounts, analysed by the earlier of contractual repricing or maturity dates: (Continued)

The Group 31 December 2019	Non-trading book						Non-profit sensitive	Trading book	Total
	Up to 1 month RM'000	> 1 – 3 months RM'000	> 3 – 6 months RM'000	> 6 – 12 months RM'000	> 1 – 5 years RM'000	Over 5 years RM'000			
<b>Financial liabilities</b>									
Deposits from customers	43,687,961	18,781,234	14,607,982	7,509,714	83,496	25,085	536,855	-	85,232,327
Investment accounts of customers	703,908	520,265	1,947,696	250,244	-	-	26,851	-	3,448,964
Deposits and placements of banks and other financial institutions	2,073,853	-	70,000	133,851	-	-	3,166	-	2,280,870
Investment accounts due to designated financial institutions	4,013,069	1,003,525	-	-	-	-	5,380	-	5,021,974
Financial liabilities designated at fair value through profit or loss	-	-	-	-	98,371	-	172	(3,044)	95,499
Islamic derivative financial instruments	-	-	17,115	-	-	1,467	-	471,103	489,685
Amount due to holding company	-	-	-	-	-	-	38,859	-	38,859
Amount due to related companies	-	-	-	-	-	-	11,241	-	11,241
Other liabilities	4,147	6,869	2,943	-	54,470	73,745	271,243	-	413,417
Lease liabilities	-	-	-	-	2,854	-	-	-	2,854
Recourse obligation on loans and financing sold to Cagamas	-	-	-	1,500,011	-	-	10,379	-	1,510,390
Sukuk	-	-	-	-	266,000	-	222	-	266,222
Subordinated sukuk	-	-	-	-	1,109,998	-	8,257	-	1,118,255
<b>Total financial liabilities</b>	<b>50,482,938</b>	<b>20,311,893</b>	<b>16,645,736</b>	<b>9,393,820</b>	<b>1,615,189</b>	<b>100,297</b>	<b>912,625</b>	<b>468,059</b>	<b>99,930,557</b>
<b>Net profit sensitivity gap</b>	<b>19,594,994</b>	<b>(17,184,696)</b>	<b>(12,501,005)</b>	<b>(8,854,637)</b>	<b>6,865,951</b>	<b>11,901,165</b>		<b>5,054,459</b>	
<b>Financial guarantees and commitments and contingencies</b>									
Financial guarantees	-	-	-	-	-	-	234,245	-	234,245
Credit related commitments and contingencies	-	-	-	-	-	-	12,781,988	-	12,781,988
Treasury related commitments and contingencies (hedging)	-	-	1,900,000	-	-	93,931	-	-	1,993,931
<b>Net profit sensitivity gap</b>	<b>-</b>	<b>-</b>	<b>1,900,000</b>	<b>-</b>	<b>-</b>	<b>93,931</b>	<b>13,016,233</b>	<b>-</b>	<b>15,010,164</b>

# CIMB Islamic Bank Berhad

(Incorporated in Malaysia)

## Notes to the Financial Statements for the financial year ended 31 December 2019 (Continued)

### 54 Financial Risk Management (Continued)

#### 54.2 Market risk (Continued)

##### 54.2.2 Profit rate risk (Continued)

- (a) The tables below summarise the Group's and Bank's financial assets and financial liabilities at their full carrying amounts, analysed by the earlier of contractual repricing or maturity dates: (Continued)

The Group 31 December 2018	Non-trading book						Non-profit sensitive	Trading book	Total
	Up to 1 month RM'000	> 1 – 3 months RM'000	> 3 – 6 months RM'000	> 6 – 12 months RM'000	> 1 – 5 years RM'000	Over 5 years RM'000			
<b>Financial assets</b>									
Cash and short-term funds	10,428,599	-	-	-	-	-	12,543	-	10,441,142
Deposits and placements with banks and other financial institutions	-	482,555	-	-	-	-	1,130	-	483,685
Financial assets at fair value through profit or loss	-	-	-	-	-	-	-	2,925,344	2,925,344
Debt instruments at fair value through other comprehensive income	-	65,075	25,400	219,423	804,606	1,611,526	30,517	-	2,756,547
Equity instruments at fair value through other comprehensive income	-	-	-	-	-	-	575	-	575
Debt instruments at amortised cost	10,001	-	44,942	105,074	2,610,342	3,702,087	72,277	-	6,544,723
Islamic derivative financial instruments	-	-	-	-	-	1,590	-	562,794	564,384
Financing, advances and other financing/loans	53,233,088	3,386,721	536,511	2,090,318	6,290,643	5,081,446	-	-	70,618,727
Other assets	389	-	-	-	-	42,163	306,796	-	349,348
Amount due from holding company	-	-	-	-	-	-	90,731	-	90,731
Amount due from related companies	-	-	-	-	-	-	620	-	620
<b>Total financial assets</b>	<b>63,672,077</b>	<b>3,934,351</b>	<b>606,853</b>	<b>2,414,815</b>	<b>9,705,591</b>	<b>10,438,812</b>	<b>515,189</b>	<b>3,488,138</b>	<b>94,775,826</b>

# CIMB Islamic Bank Berhad

(Incorporated in Malaysia)

## Notes to the Financial Statements for the financial year ended 31 December 2019 (Continued)

### 54 Financial Risk Management (Continued)

#### 54.2 Market risk (Continued)

##### 54.2.2 Profit rate risk (Continued)

- (a) The tables below summarise the Group's and Bank's financial assets and financial liabilities at their full carrying amounts, analysed by the earlier of contractual repricing or maturity dates: (Continued)

The Group 31 December 2018	Non-trading book						Non-profit sensitive	Trading book	Total
	Up to 1 month	> 1 – 3 months	> 3 – 6 months	> 6 – 12 months	> 1 – 5 years	Over 5 years			
	RM'000	RM'000	RM'000	RM'000	RM'000	RM'000	RM'000	RM'000	RM'000
<b>Financial liabilities</b>									
Deposits from customers	36,035,104	16,814,399	14,355,152	8,140,218	83,631	25,057	477,995	-	75,931,556
Investment accounts of customers	700,807	881,008	169,474	1,031	-	-	16,950	-	1,769,270
Deposits and placements of banks and other financial institutions	704,549	931,987	245,163	194,860	-	-	7,021	-	2,083,580
Investment accounts due to designated financial institutions	5,968,330	2,135,615	100,000	-	-	-	12,864	-	8,216,809
Financial liabilities designated at fair value through profit or loss	-	-	-	-	23,123	-	30	(1,235)	21,918
Islamic derivative financial instruments	-	-	-	21,443	32,175	-	-	545,357	598,975
Amount due to related companies	-	-	-	-	-	-	50	-	50
Other liabilities	984	-	-	-	33,390	50,936	51,005	-	136,315
Recourse obligation on loans and financing	-	400,007	-	-	1,500,007	-	15,489	-	1,915,503
Sukuk	-	-	-	-	358,000	-	265	-	358,265
Subordinated sukuk	-	-	-	300,000	310,000	-	5,033	-	615,033
<b>Total financial liabilities</b>	<b>43,409,774</b>	<b>21,163,016</b>	<b>14,869,789</b>	<b>8,657,552</b>	<b>2,340,326</b>	<b>75,993</b>	<b>586,702</b>	<b>544,122</b>	<b>91,647,274</b>
<b>Net profit sensitivity gap</b>	<b>20,262,303</b>	<b>(17,228,665)</b>	<b>(14,262,936)</b>	<b>(6,242,737)</b>	<b>7,365,265</b>	<b>10,362,819</b>		<b>2,944,016</b>	
<b>Financial guarantees and commitments and contingencies</b>									
Financial guarantees	-	-	-	-	-	-	241,618	-	241,618
Credit related commitments and contingencies	-	-	-	-	-	-	11,245,584	-	11,245,584
Treasury related commitments and contingencies (hedging)	-	-	-	1,375,000	1,900,000	109,006	-	-	3,384,006
<b>Net profit sensitivity gap</b>	<b>-</b>	<b>-</b>	<b>-</b>	<b>1,375,000</b>	<b>1,900,000</b>	<b>109,006</b>	<b>11,487,202</b>	<b>-</b>	<b>14,871,208</b>

# CIMB Islamic Bank Berhad

(Incorporated in Malaysia)

## Notes to the Financial Statements for the financial year ended 31 December 2019 (Continued)

### 54 Financial Risk Management (Continued)

#### 54.2 Market risk (Continued)

##### 54.2.2 Profit rate risk (Continued)

- (a) The tables below summarise the Group's and Bank's financial assets and financial liabilities at their full carrying amounts, analysed by the earlier of contractual repricing or maturity dates: (Continued)

The Bank 31 December 2019	Non-trading book						Non-profit sensitive	Trading book	Total
	Up to 1 month RM'000	> 1 – 3 months RM'000	> 3 – 6 months RM'000	> 6 – 12 months RM'000	> 1 – 5 years RM'000	Over 5 years RM'000			
<b>Financial assets</b>									
Cash and short-term funds	7,722,673	-	-	-	-	-	9,331	-	7,732,004
Financial assets at fair value through profit or loss	-	-	-	-	-	-	-	5,049,032	5,049,032
Debt instruments at fair value through other comprehensive income	10,004	119,687	102,530	116,072	1,989,568	1,242,801	35,684	-	3,616,346
Debt instruments at amortised cost	-	-	409,972	270,898	3,675,454	3,637,657	88,715	-	8,082,696
Islamic derivative financial instruments	-	-	-	-	-	-	-	473,486	473,486
Financing, advances and other financing/loans	62,345,178	3,007,380	3,627,217	152,213	2,784,861	7,097,405	-	-	79,014,254
Other assets	77	130	5,012	-	31,257	23,599	91,737	-	151,812
Amount due from holding company and ultimate holding company	-	-	-	-	-	-	1	-	1
Amount due from related companies	-	-	-	-	-	-	783	-	783
<b>Total financial assets</b>	<b>70,077,932</b>	<b>3,127,197</b>	<b>4,144,731</b>	<b>539,183</b>	<b>8,481,140</b>	<b>12,001,462</b>	<b>226,251</b>	<b>5,522,518</b>	<b>104,120,414</b>

# CIMB Islamic Bank Berhad

(Incorporated in Malaysia)

## Notes to the Financial Statements for the financial year ended 31 December 2019 (Continued)

### 54 Financial Risk Management (Continued)

#### 54.2 Market risk (Continued)

##### 54.2.2 Profit rate risk (Continued)

- (a) The tables below summarise the Group's and Bank's financial assets and financial liabilities at their full carrying amounts, analysed by the earlier of contractual repricing or maturity dates: (Continued)

The Bank 31 December 2019	Non-trading book						Non-profit sensitive RM'000	Trading book RM'000	Total RM'000
	Up to 1 month RM'000	> 1 – 3 months RM'000	> 3 – 6 months RM'000	> 6 – 12 months RM'000	> 1 – 5 years RM'000	Over 5 years RM'000			
<b>Financial liabilities</b>									
Deposits from customers	44,037,694	18,781,234	14,607,982	7,509,714	83,496	25,085	537,218	-	85,582,423
Investment accounts of customers	703,908	520,265	1,947,696	250,244	-	-	26,851	-	3,448,964
Deposits and placements of banks and other financial institutions	2,073,853	-	70,000	133,851	-	-	3,166	-	2,280,870
Investment accounts due to designated financial institutions	4,013,069	1,003,525	-	-	-	-	5,380	-	5,021,974
Financial liabilities designated at fair value through profit or loss	-	-	-	-	98,371	-	172	(3,044)	95,499
Islamic derivative financial instruments	-	-	17,115	-	-	1,467	-	471,103	489,685
Amount due to holding company	-	-	-	-	-	-	38,859	-	38,859
Amount due to related company	-	-	-	-	-	-	11,241	-	11,241
Other liabilities	2,944	6,869	2,943	-	54,470	73,745	187,484	-	328,455
Lease liabilities	-	-	-	-	2,854	-	-	-	2,854
Recourse obligation on loans and financing sold to Cagamas	-	-	-	1,500,011	-	-	10,379	-	1,510,390
Subordinated sukuk	-	-	-	-	1,109,998	-	8,257	-	1,118,255
<b>Total financial liabilities</b>	<b>50,831,468</b>	<b>20,311,893</b>	<b>16,645,736</b>	<b>9,393,820</b>	<b>1,349,189</b>	<b>100,297</b>	<b>829,007</b>	<b>468,059</b>	<b>99,929,469</b>
<b>Net profit sensitivity gap</b>	<b>19,246,464</b>	<b>(17,184,696)</b>	<b>(12,501,005)</b>	<b>(8,854,637)</b>	<b>7,131,951</b>	<b>11,901,165</b>		<b>5,054,459</b>	
<b>Financial guarantees and commitments and contingencies</b>									
Financial guarantees	-	-	-	-	-	-	234,245	-	234,245
Credit related commitments and contingencies	-	-	-	-	-	-	12,781,988	-	12,781,988
Treasury related commitments and contingencies (hedging)	-	-	1,900,000	-	-	93,931	-	-	1,993,931
<b>Net profit sensitivity gap</b>	<b>-</b>	<b>-</b>	<b>1,900,000</b>	<b>-</b>	<b>-</b>	<b>93,931</b>	<b>13,016,233</b>	<b>-</b>	<b>15,010,164</b>

# CIMB Islamic Bank Berhad

(Incorporated in Malaysia)

## Notes to the Financial Statements for the financial year ended 31 December 2019 (Continued)

### 54 Financial Risk Management (Continued)

#### 54.2 Market risk (Continued)

##### 54.2.2 Profit rate risk (Continued)

- (a) The tables below summarise the Group's and Bank's financial assets and financial liabilities at their full carrying amounts, analysed by the earlier of contractual repricing or maturity dates: (Continued)

The Bank 31 December 2018	Non-trading book						Non-profit sensitive RM'000	Trading book RM'000	Total RM'000
	Up to 1 month RM'000	> 1 – 3 months RM'000	> 3 – 6 months RM'000	> 6 – 12 months RM'000	> 1 – 5 years RM'000	Over 5 years RM'000			
<b>Financial assets</b>									
Cash and short-term funds	10,428,599	-	-	-	-	-	12,497	-	10,441,096
Deposits and placements with banks and other financial institutions	-	482,555	-	-	-	-	1,130	-	483,685
Financial assets at fair value through profit or loss	-	-	-	-	-	-	-	2,925,344	2,925,344
Debt instruments at fair value through other comprehensive income	-	65,075	25,400	219,423	804,606	1,611,526	30,517	-	2,756,547
Equity instruments at fair value through other comprehensive income	-	-	-	-	-	-	575	-	575
Debt instruments at amortised cost	10,001	-	44,942	105,074	2,610,342	3,702,087	72,277	-	6,544,723
Islamic derivative financial instruments	-	-	-	-	-	1,590	-	562,794	564,384
Financing, advances and other financing/loans	53,233,088	3,386,721	536,511	2,090,318	6,290,643	5,081,446	-	-	70,618,727
Other assets	389	-	-	-	-	42,163	306,796	-	349,348
Amount due from holding company	-	-	-	-	-	-	90,731	-	90,731
Amount due from related companies	-	-	-	-	-	-	620	-	620
<b>Total financial assets</b>	<b>63,672,077</b>	<b>3,934,351</b>	<b>606,853</b>	<b>2,414,815</b>	<b>9,705,591</b>	<b>10,438,812</b>	<b>515,143</b>	<b>3,488,138</b>	<b>94,775,780</b>



# CIMB Islamic Bank Berhad

(Incorporated in Malaysia)

## Notes to the Financial Statements for the financial year ended 31 December 2019 (Continued)

### 54 Financial Risk Management (Continued)

#### 54.2 Market risk (Continued)

##### 54.2.2 Profit rate risk (Continued)

- (a) The tables below summarise the Group's and Bank's financial assets and financial liabilities at their full carrying amounts, analysed by the earlier of contractual repricing or maturity dates: (Continued)

The Bank 31 December 2018	Non-trading book						Non-profit sensitive RM'000	Trading book RM'000	Total RM'000
	Up to 1 month RM'000	> 1 – 3 months RM'000	> 3 – 6 months RM'000	> 6 – 12 months RM'000	> 1 – 5 years RM'000	Over 5 years RM'000			
<b>Financial liabilities</b>									
Deposits from customers	36,319,998	16,814,399	14,355,152	8,140,218	83,631	25,057	478,289	-	76,216,744
Investment accounts of customers	700,807	881,008	169,474	1,031	-	-	16,950	-	1,769,270
Deposits and placements of banks and other financial institutions	704,549	931,987	245,163	194,860	-	-	7,021	-	2,083,580
Investment accounts due to designated financial institutions	5,968,330	2,135,615	100,000	-	-	-	12,864	-	8,216,809
Financial liabilities designated at fair value through profit or loss	-	-	-	-	23,123	-	30	(1,235)	21,918
Islamic derivative financial instruments	-	-	-	21,443	32,175	-	-	545,357	598,975
Amount due to related company	-	-	-	-	-	-	50	-	50
Other liabilities	72,895	-	-	-	33,390	50,936	51,270	-	208,491
Recourse obligation on loans and financing sold to Cagamas	-	400,007	-	-	1,500,007	-	15,489	-	1,915,503
Subordinated sukuk	-	-	-	300,000	310,000	-	5,033	-	615,033
<b>Total financial liabilities</b>	<b>43,766,579</b>	<b>21,163,016</b>	<b>14,869,789</b>	<b>8,657,552</b>	<b>1,982,326</b>	<b>75,993</b>	<b>586,996</b>	<b>544,122</b>	<b>91,646,373</b>
<b>Net profit sensitivity gap</b>	<b>19,905,498</b>	<b>(17,228,665)</b>	<b>(14,262,936)</b>	<b>(6,242,737)</b>	<b>7,723,265</b>	<b>10,362,819</b>		<b>2,944,016</b>	
<b>Financial guarantees and commitments and contingencies</b>									
Financial guarantees	-	-	-	-	-	-	241,618	-	241,618
Credit related commitments and contingencies	-	-	-	-	-	-	11,245,584	-	11,245,584
Treasury related commitments and contingencies (hedging)	-	-	-	1,375,000	1,900,000	109,006	-	-	3,384,006
<b>Net profit sensitivity gap</b>	<b>-</b>	<b>-</b>	<b>-</b>	<b>1,375,000</b>	<b>1,900,000</b>	<b>109,006</b>	<b>11,487,202</b>	<b>-</b>	<b>14,871,208</b>

# CIMB Islamic Bank Berhad

(Incorporated in Malaysia)

## Notes to the Financial Statements for the financial year ended 31 December 2019 (Continued)

### 54 Financial Risk Management (Continued)

#### 54.2 Market risk (Continued)

##### 54.2.2 Profit rate risk (Continued)

#### (a) Sensitivity of profit and reserves

##### (i) Sensitivity of profit

The table below shows the sensitivity of the Group's and the Bank's banking book to movement in profit rates:

	The Group			
	31 December 2019		31 December 2018	
	Increase/(Decrease)		Increase/(Decrease)	
	+ 100 basis points RM'000	- 100 basis points RM'000	+ 100 basis points RM'000	- 100 basis points RM'000
Impact to profit (after tax)	(39,633)	39,633	(43,619)	43,619

	The Bank			
	31 December 2019		31 December 2018	
	Increase/(Decrease)		Increase/(Decrease)	
	+ 100 basis points RM'000	- 100 basis points RM'000	+ 100 basis points RM'000	- 100 basis points RM'000
Impact to profit (after tax)	(42,013)	42,013	(46,376)	46,376

Sensitivity is measured using the EaR methodology. The treatments and assumptions applied are based on the contractual repricing and remaining maturity of the products, whichever is earlier. Items with indefinite repricing maturity are treated based on the earliest possible repricing date. The actual dates may vary from the repricing profile allocated due to factors such as pre-mature withdrawals, prepayment and others.

A 100 bps parallel rate movement is applied to the yield curve to model the potential impact on profit in the next 12 months from policy rate change.

The projection assumes that profit rates of all maturities move by the same amount and, therefore, do not reflect the potential impact on profit of some rates changing while others remain unchanged. The projections also assume that all other variables are held constant and are based on a constant reporting date position and that all positions run to maturity.

# CIMB Islamic Bank Berhad

(Incorporated in Malaysia)

## Notes to the Financial Statements for the financial year ended 31 December 2019 (Continued)

### 54 Financial Risk Management (Continued)

#### 54.2 Market risk (Continued)

##### 54.2.2 Profit rate risk (Continued)

#### (a) Sensitivity of profit and reserves (Continued)

##### (ii) Sensitivity of reserves

The table below shows the sensitivity of the Group's and the Bank's banking book to movement in profit rates:

	The Group and the Bank			
	31 December 2019		31 December 2018	
	Increase/(Decrease)		Increase/(Decrease)	
	+ 100 basis points RM'000	- 100 basis points RM'000	+ 100 basis points RM'000	- 100 basis points RM'000
Impact to revaluation reserve - debt instruments at fair value through other comprehensive income	(1,514)	1,514	(1,487)	1,487

A 100 bps parallel rate movement is applied to the yield curve to model the potential impact on reserves in the next 12 months from changes in risk free rates. The impact on reserves arises from changes in valuation of financial investments at fair value through other comprehensive income following movements in risk free rates.

The projection assumes that all other variables are held constant. It also assumes a constant reporting date position and that all positions run to maturity.

The above sensitivities of profit and reserves do not take into account the effects of hedging and do not incorporate actions that the Group and the Bank would take to mitigate the impact of this profit rate risk. In practice, the Group and the Bank proactively seeks to mitigate the effect of prospective profit movements.

# CIMB Islamic Bank Berhad

(Incorporated in Malaysia)

## Notes to the Financial Statements for the financial year ended 31 December 2019 (Continued)

### 54 Financial Risk Management (Continued)

#### 54.2 Market risk (Continued)

##### 54.2.3 Foreign exchange risk

The Group and the Bank are exposed to transactional foreign exchange exposures which are exposures on assets and liabilities denominated in currencies other than the functional currency of the transacting entity.

The Group and the Bank take minimal exposure to the effects of fluctuations in the prevailing foreign currency exchange rates on its financial position and cash flows. The Group manages its exposure to foreign exchange currencies at each entity level.

- (a) The table below summarises the financial assets, financial liabilities and net open position by currency of the Group and the Bank:

The Group 31 December 2019					
	MYR RM'000	USD RM'000	SGD RM'000	Others RM'000	Total non- MYR RM'000
Grand total RM'000					
<b>Financial assets</b>					
Cash and short-term funds	7,121,910	522,809	46,546	40,785	610,140
Financial assets at fair value through profit or loss	5,018,642	30,390	-	-	30,390
Debt instruments at fair value through other comprehensive income	3,616,346	-	-	-	-
Debt instruments at amortised cost	8,082,696	-	-	-	-
Islamic derivative financial instruments	2,539,871	(6,469,635)	3,072,251	1,330,999	(2,066,385)
Financing, advances and other financing/loans	77,731,180	1,231,240	-	51,834	1,283,074
Other assets	148,810	1,211	-	1,791	3,002
Amount due from holding company and ultimate holding company	1	-	-	-	-
Amount due from related companies	720	20	43	-	63
	104,260,176	(4,683,965)	3,118,840	1,425,409	(139,716)
					104,120,460

# CIMB Islamic Bank Berhad

(Incorporated in Malaysia)

## Notes to the Financial Statements for the financial year ended 31 December 2019 (Continued)

### 54 Financial Risk Management (Continued)

#### 54.2 Market risk (Continued)

##### 54.2.3 Foreign exchange risk (Continued)

- (a) The table below summarises the financial assets, financial liabilities and net open position by currency of the Group and the Bank: (Continued)

The Group 31 December 2019						
	MYR RM'000	USD RM'000	SGD RM'000	Others RM'000	Total non-MYR RM'000	Grand total RM'000
<b>Financial liabilities</b>						
Deposits from customers	83,302,663	826,881	2,153	1,100,630	1,929,664	85,232,327
Investment accounts of customers	3,448,964	-	-	-	-	3,448,964
Deposits and placements of banks and other financial institutions	452,937	1,752,722	-	75,211	1,827,933	2,280,870
Investment accounts due to designated financial institutions	5,021,974	-	-	-	-	5,021,974
Financial liabilities designated at fair value through profit or loss	95,499	-	-	-	-	95,499
Islamic derivative financial instruments	4,657,498	(7,260,303)	2,905,073	187,417	(4,167,813)	489,685
Amount due to holding company and ultimate holding company	38,547	-	-	312	312	38,859
Amount due to related companies	11,241	-	-	-	-	11,241
Other liabilities	224,195	305	167,201	21,716	189,222	413,417
Lease liabilities	2,854				-	2,854
Recourse obligation on loans and financing sold to Cagamas	1,510,390	-	-	-	-	1,510,390
Sukuk	266,222	-	-	-	-	266,222
Subordinated sukuk	1,118,255	-	-	-	-	1,118,255
	100,151,239	(4,680,395)	3,074,427	1,385,286	(220,682)	99,930,557
Financial guarantees	216,114	9,088	-	9,043	18,131	234,245
Credit related commitments and contingencies	12,523,921	236,768	1,780	19,519	258,067	12,781,988
	12,740,035	245,856	1,780	28,562	276,198	13,016,233

# CIMB Islamic Bank Berhad

(Incorporated in Malaysia)

## Notes to the Financial Statements for the financial year ended 31 December 2019 (Continued)

### 54 Financial Risk Management (Continued)

#### 54.2 Market risk (Continued)

##### 54.2.3 Foreign exchange risk (Continued)

- (a) The table below summarises the financial assets, financial liabilities and net open position by currency of the Group and the Bank: (Continued)

The Group 31 December 2018						
	MYR RM'000	USD RM'000	SGD RM'000	Others RM'000	Total non- MYR RM'000	Grand total RM'000
<b>Financial assets</b>						
Cash and short-term funds	10,000,857	328,989	21,636	89,660	440,285	10,441,142
Deposits and placements with banks and other financial institutions	-	483,685	-	-	483,685	483,685
Financial assets at fair value through profit or loss	2,917,232	8,112	-	-	8,112	2,925,344
Debt instruments at fair value through other comprehensive income	2,756,547	-	-	-	-	2,756,547
Equity instruments at fair value through other comprehensive income	575	-	-	-	-	575
Debt instruments at amortised cost	6,544,723	-	-	-	-	6,544,723
Islamic derivative financial instruments	(675,646)	(1,991,883)	3,675,628	(443,715)	1,240,030	564,384
Financing, advances and other financing/loans	69,483,580	1,135,147	-	-	1,135,147	70,618,727
Other assets	347,141	542	46	1,619	2,207	349,348
Amount due from holding company	122,852	(7,652)	-	(24,469)	(32,121)	90,731
Amount due from related companies	620	-	-	-	-	620
	91,498,481	(43,060)	3,697,310	(376,905)	3,277,345	94,775,826

**CIMB Islamic Bank Berhad**

(Incorporated in Malaysia)

**Notes to the Financial Statements  
for the financial year ended 31 December 2019 (Continued)****54 Financial Risk Management (Continued)****54.2 Market risk (Continued)****54.2.3 Foreign exchange risk (Continued)**

- (a) The table below summarises the financial assets, financial liabilities and net open position by currency of the Group and the Bank: (Continued)

The Group 31 December 2018						
	MYR RM'000	USD RM'000	SGD RM'000	Others RM'000	Total non-MYR RM'000	Grand total RM'000
<b>Financial liabilities</b>						
Deposits from customers	74,781,116	1,053,788	6,326	90,326	1,150,440	75,931,556
Investment accounts of customers	1,769,270	-	-	-	-	1,769,270
Deposits and placements of banks and other financial institutions	424,161	1,512,024	-	147,395	1,659,419	2,083,580
Investment accounts due to designated financial institutions	7,758,463	458,346	-	-	458,346	8,216,809
Financial liabilities designated at fair value through profit or loss	21,918	-	-	-	-	21,918
Islamic derivative financial instruments	590,822	(3,048,892)	3,684,536	(627,491)	8,153	598,975
Amount due to related companies	50	-	-	-	-	50
Other liabilities	136,171	320	(359)	183	144	136,315
Recourse obligation on loans and financing sold to Cagamas	1,915,503	-	-	-	-	1,915,503
Sukuk	358,265	-	-	-	-	358,265
Subordinated sukuk	615,033	-	-	-	-	615,033
	88,370,772	(24,414)	3,690,503	(389,587)	3,276,502	91,647,274
Financial guarantees	230,803	1,045	9,202	568	10,815	241,618
Credit related commitments and contingencies	11,156,886	88,698	-	-	88,698	11,245,584
	11,387,689	89,743	9,202	568	99,513	11,487,202

**CIMB Islamic Bank Berhad**

(Incorporated in Malaysia)

**Notes to the Financial Statements  
for the financial year ended 31 December 2019 (Continued)****54 Financial Risk Management (Continued)****54.2 Market risk (Continued)****54.2.3 Foreign exchange risk (Continued)**

- (a) The table below summarises the financial assets, financial liabilities and net open position by currency of the Group and the Bank: (Continued)

The Bank  
31 December 2019

	MYR RM'000	USD RM'000	SGD RM'000	Others RM'000	Total non- MYR RM'000	Grand total RM'000
<b>Financial assets</b>						
Cash and short-term funds	7,121,864	522,809	46,546	40,785	610,140	7,732,004
Financial assets at fair value through profit or loss	5,018,642	30,390	-	-	30,390	5,049,032
Debt instruments at fair value through other comprehensive income	3,616,346	-	-	-	-	3,616,346
Debt instruments at amortised cost	8,082,696	-	-	-	-	8,082,696
Islamic derivative financial instruments	2,539,871	(6,469,635)	3,072,251	1,330,999	(2,066,385)	473,486
Financing, advances and other financing/loans	77,731,180	1,231,240	-	51,834	1,283,074	79,014,254
Other assets	148,810	1,211	-	1,791	3,002	151,812
Amount due from holding company and ultimate holding company	1	-	-	-	-	1
Amount due from related companies	720	20	43	-	63	783
	<b>104,260,130</b>	<b>(4,683,965)</b>	<b>3,118,840</b>	<b>1,425,409</b>	<b>(139,716)</b>	<b>104,120,414</b>



# CIMB Islamic Bank Berhad

(Incorporated in Malaysia)

## Notes to the Financial Statements for the financial year ended 31 December 2019 (Continued)

### 54 Financial Risk Management (Continued)

#### 54.2 Market risk (Continued)

##### 54.2.3 Foreign exchange risk (Continued)

- (a) The table below summarises the financial assets, financial liabilities and net open position by currency of the Group and the Bank: (Continued)

The Bank 31 December 2019					
	MYR RM'000	USD RM'000	SGD RM'000	Others RM'000	Total non- MYR RM'000
Grand total RM'000					
<b>Financial liabilities</b>					
Deposits from customers	83,652,759	826,881	2,153	1,100,630	1,929,664
Investment accounts of customers	3,448,964	-	-	-	-
Deposits and placements of banks and other financial institutions	452,937	1,752,722	-	75,211	1,827,933
Investment accounts due to designated financial institutions	5,021,974	-	-	-	-
Financial liabilities designated at fair value through profit or loss	95,499	-	-	-	-
Islamic derivative financial instruments	4,657,498	(7,260,303)	2,905,073	187,417	(4,167,813)
Amount due to holding company	38,547	-	-	312	312
Amount due to related companies	11,241	-	-	-	-
Other liabilities	139,233	305	167,201	21,716	189,222
Lease liabilities	2,854	-	-	-	-
Recourse obligation on loans and financing sold to Cagamas	1,510,390	-	-	-	-
Subordinated sukuk	1,118,255	-	-	-	-
	100,150,151	(4,680,395)	3,074,427	1,385,286	(220,682)
					99,929,469
Financial guarantees	216,114	9,088	-	9,043	18,131
Credit related commitments and contingencies	12,523,921	236,768	1,780	19,519	258,067
	12,740,035	245,856	1,780	28,562	276,198
					13,016,233

# CIMB Islamic Bank Berhad

(Incorporated in Malaysia)

## Notes to the Financial Statements for the financial year ended 31 December 2019 (Continued)

### 54 Financial Risk Management (Continued)

#### 54.2 Market risk (Continued)

##### 54.2.3 Foreign exchange risk (Continued)

- (a) The table below summarises the financial assets, financial liabilities and net open position by currency of the Group and the Bank: (Continued)

The Bank						
31 December 2018						
	MYR RM'000	USD RM'000	SGD RM'000	Others RM'000	Total non- MYR RM'000	Grand total RM'000
<b>Financial assets</b>						
Cash and short-term funds	10,000,811	328,989	21,636	89,660	440,285	10,441,096
Deposits and placements with banks and other financial institutions	-	483,685	-	-	483,685	483,685
Financial assets at fair value through profit or loss	2,917,232	8,112	-	-	8,112	2,925,344
Debt instruments at fair value through other comprehensive income	2,756,547	-	-	-	-	2,756,547
Equity instruments at fair value through other comprehensive income	575	-	-	-	-	575
Debt instruments at amortised cost	6,544,723	-	-	-	-	6,544,723
Islamic derivative financial instruments	(675,646)	(1,991,883)	3,675,628	(443,715)	1,240,030	564,384
Financing, advances and other financing/loans	69,483,580	1,135,147	-	-	1,135,147	70,618,727
Other assets	347,141	542	46	1,619	2,207	349,348
Amount due from holding company	122,852	(7,652)	-	(24,469)	(32,121)	90,731
Amount due from related companies	620	-	-	-	-	620
	91,498,435	(43,060)	3,697,310	(376,905)	3,277,345	94,775,780

**CIMB Islamic Bank Berhad**

(Incorporated in Malaysia)

**Notes to the Financial Statements  
for the financial year ended 31 December 2019 (Continued)****54 Financial Risk Management (Continued)****54.2 Market risk (Continued)****54.2.3 Foreign exchange risk (Continued)**

- (a) The table below summarises the financial assets, financial liabilities and net open position by currency of the Group and the Bank: (Continued)

The Bank						
31 December 2018						
	MYR RM'000	USD RM'000	SGD RM'000	Others RM'000	Total non- MYR RM'000	Grand total RM'000
<b>Financial liabilities</b>						
Deposits from customers	75,066,304	1,053,788	6,326	90,326	1,150,440	76,216,744
Investment accounts of customers	1,769,270	-	-	-	-	1,769,270
Deposits and placements of banks and other financial institutions	424,161	1,512,024	-	147,395	1,659,419	2,083,580
Investment accounts due to designated financial institutions	7,758,463	458,346	-	-	458,346	8,216,809
Financial liabilities designated at fair value through profit or loss	21,918	-	-	-	-	21,918
Islamic derivative financial instruments	590,822	(3,048,892)	3,684,536	(627,491)	8,153	598,975
Amount due to related companies	50	-	-	-	-	50
Other liabilities	208,347	320	(359)	183	144	208,491
Recourse obligation on loans and financing sold to Cagamas	1,915,503	-	-	-	-	1,915,503
Subordinated sukuk	615,033	-	-	-	-	615,033
	88,369,871	(24,414)	3,690,503	(389,587)	3,276,502	91,646,373
Financial guarantees	230,803	1,045	9,202	568	10,815	241,618
Credit related commitments and contingencies	11,156,886	88,698	-	-	88,698	11,245,584
	11,387,689	89,743	9,202	568	99,513	11,487,202

# CIMB Islamic Bank Berhad

(Incorporated in Malaysia)

## Notes to the Financial Statements for the financial year ended 31 December 2019 (Continued)

### 54 Financial Risk Management (Continued)

#### 54.2 Market risk (Continued)

##### 54.2.3 Foreign exchange risk (Continued)

#### (b) Sensitivity of profit

The table below shows the sensitivity of the Group's and the Bank's profit to movement in foreign exchange rates:

	The Group and the Bank			
	31 December 2019		31 December 2018	
	1% appreciation in foreign currency	1% depreciation in foreign currency	1% appreciation in foreign currency	1% depreciation in foreign currency
	Increase/(decrease) RM'000	Increase/(decrease) RM'000	Increase/(decrease) RM'000	Increase/(decrease) RM'000
Impact to profit (after tax)	390	(390)	(69)	69

The impact on profit arises from transactional exposures from parallel shifts in foreign exchange rates.

The projection assumes that foreign exchange rates move by the same amount and, therefore, do not reflect the potential impact on profit of some rates changing while others remain unchanged. The projections also assume that all other variables are held constant and are based on a constant reporting date position and that all positions run to maturity.

## **CIMB Islamic Bank Berhad**

(Incorporated in Malaysia)

### **Notes to the Financial Statements for the financial year ended 31 December 2019 (Continued)**

#### **54 Financial Risk Management (Continued)**

##### **54.3 Liquidity risk**

Liquidity risk is defined as the current and prospective risk to earnings, shareholders fund or reputation arising from the Group's inability to efficiently meet its present and future (both anticipated and unanticipated) funding needs or regulatory obligations when they come due, which may adversely affect its daily operations and incur unacceptable losses. Liquidity risk arises from mismatches in the timing of cash flows.

The objective of the Group's liquidity risk management is to ensure that the Group can meet its cash obligations in a timely and cost-effective manner. To this end, the Group's liquidity risk management policy is to maintain high quality and well diversified portfolios of liquid assets and sources of funds under both business as usual (BAU) and stress conditions. Due to its large distribution network and strategic marketing focus, the Group is able to maintain a diversified core deposit base comprising retail transactions accounts, savings, demand and term deposits, thus providing the Group with a stable large funding base.

The day-to-day responsibility for liquidity risk management and control in each individual entity is delegated to the respective Country Asset Liability Management Committee (Country ALCO) which subsequently report to Group ALCO (GALCO). GALCO meets at least once a month to discuss the liquidity risk and funding profile of the Group. The key liquidity risk metrics comprise of internal liquidity gaps or cashflow maturity profile mismatches under business as usual and stress scenarios, regulatory liquidity coverage ratio ("LCR") and Net Stable Funding Ratio ("NSFR") are measured and monitored regularly. LCR is a quantitative regulatory requirement which seeks to ensure that banking institutions hold sufficient high quality liquid assets ("HQLA") to withstand an acute liquidity stress scenario over a 30-calendar-days horizon. The Group monitors and reports LCR and NSFR based on the BNM LCR and NSFR Policy Document dated 25 August 2016 and 31 July 2019 respectively. The effective date for NSFR is 1 July 2020. As part of its ordinary course of business, the Group maintains the LCR and NSFR above the regulatory requirements. In addition, liquidity risk stress testing under various scenarios covering bank-specific (idiosyncratic), market-wide and combined crises is performed regularly to identify sources of potential liquidity strain.

In addition to regulatory limits, liquidity risk undertaken by the Group is governed by a set of established liquidity risk limits and appetite. Management Action Triggers ("MATs") have been established to alert the Management to potential and emerging liquidity pressures. The Group's liquidity risk management policy is subjected to periodic review. The assumptions, risk limits and appetite are regularly reviewed in response to regulatory changes, changing business needs and market conditions.

# **CIMB Islamic Bank Berhad**

(Incorporated in Malaysia)

## **Notes to the Financial Statements for the financial year ended 31 December 2019 (Continued)**

### **54 Financial Risk Management (Continued)**

#### **54.3 Liquidity risk (Continued)**

The Asset-Liability Management function, which is responsible for the independent monitoring of the Group liquidity risk profile, works closely with Treasury and Markets in its surveillance on market conditions. Business units are responsible for establishing and maintaining strong business relations with their respective depositors and key providers of funds. For overseas branches and subsidiaries, they should seek to be self-sufficient in funding at all times. Group Treasury only acts as a global provider of funds on a need-to or contingency basis. Each entity has to prudently manage its liquidity position to meet its daily operating needs.

The Group's Contingency Funding Plan (CFP) is in place to alert and enable the senior management to act effectively and efficiently during a liquidity or funding crisis and under adverse market conditions. The CFP is subjected to regular testing and review.

# CIMB Islamic Bank Berhad

(Incorporated in Malaysia)

## Notes to the Financial Statements for the financial year ended 31 December 2019 (Continued)

### 54 Financial Risk Management (Continued)

#### 54.3 Liquidity risk (Continued)

##### 54.3.1 Contractual maturity of assets and liabilities

The table below analyses the assets and liabilities of the Group and the Bank based on the remaining period to the contractual maturity dates in accordance with the BNM Guidelines:

	The Group 31 December 2019							
	Up to 1 month	> 1 – 3 months	> 3 – 6 months	> 6 – 12 months	> 1 – 5 years	Over 5 years	No-specific maturity	Total
	RM'000	RM'000	RM'000	RM'000	RM'000	RM'000	RM'000	RM'000
<b>Assets</b>								
Cash and short-term funds	7,732,050	-	-	-	-	-	-	7,732,050
Financial assets at fair value through profit or loss	1,380,371	1,446,667	1,385,623	453,308	230,300	152,763	-	5,049,032
Debt instruments at fair value through other comprehensive income	17,782	135,860	114,263	116,072	1,989,568	1,242,801	-	3,616,346
Debt instruments at amortised cost	17,332	47,783	433,572	270,898	3,675,454	3,637,657	-	8,082,696
Islamic derivative financial instruments	68,119	37,793	45,067	20,405	189,673	112,429	-	473,486
Financing , advances and other financing/loans	3,591,992	2,241,733	3,596,912	1,530,387	5,365,826	62,687,404	-	79,014,254
Other assets	247,497	130	5,012	-	31,257	23,599	-	307,495
Deferred taxation	-	-	-	-	-	-	22,151	22,151
Statutory deposits with Bank Negara Malaysia	-	-	-	-	-	-	2,058,109	2,058,109
Amount due from holding and ultimate company	1	-	-	-	-	-	-	1
Amount due from related companies	783	-	-	-	-	-	-	783
Goodwill	-	-	-	-	-	-	136,000	136,000
Right-of-use assets	-	-	-	-	2,775	-	-	2,775
Intangible assets	-	-	-	-	-	-	64,507	64,507
Property, plant and equipment	-	-	-	-	-	-	3,519	3,519
<b>Total assets</b>	<b>13,055,927</b>	<b>3,909,966</b>	<b>5,580,449</b>	<b>2,391,070</b>	<b>11,484,853</b>	<b>67,856,653</b>	<b>2,284,286</b>	<b>106,563,204</b>

# CIMB Islamic Bank Berhad

(Incorporated in Malaysia)

## Notes to the Financial Statements for the financial year ended 31 December 2019 (Continued)

### 54 Financial Risk Management (Continued)

#### 54.3 Liquidity risk (Continued)

##### 54.3.1 Contractual maturity of assets and liabilities (Continued)

The table below analyses the assets and liabilities of the Group and the Bank based on the remaining period to the contractual maturity dates in accordance with the BNM Guidelines: (Continued)

	The Group 31 December 2019							
	Up to 1 month RM'000	> 1 – 3 months RM'000	> 3 – 6 months RM'000	> 6 – 12 months RM'000	> 1 – 5 years RM'000	Over 5 years RM'000	No-specific maturity RM'000	Total RM'000
<b>Liabilities</b>								
Deposits from customers	44,224,816	18,781,234	14,607,982	7,509,714	83,496	25,085	-	85,232,327
Investment accounts of customers	730,759	520,265	1,947,696	250,244	-	-	-	3,448,964
Deposits and placements of banks and other financial institutions	2,076,301	-	70,393	134,176	-	-	-	2,280,870
Investment accounts due to designated financial institutions	4,017,481	1,004,493	-	-	-	-	-	5,021,974
Financial liabilities designated at fair value through profit or loss	-	172	-	-	95,327	-	-	95,499
Islamic derivative financial instruments	77,278	40,994	59,625	19,634	188,477	103,677	-	489,685
Amount due to holding company	38,859	-	-	-	-	-	-	38,859
Amount due to related companies	11,241	-	-	-	-	-	-	11,241
Other liabilities	528,565	7,000	2,962	-	54,470	73,745	-	666,742
Lease liabilities	-	-	-	-	2,854	-	-	2,854
Provision for taxation	48,508	-	-	-	-	-	-	48,508
Recourse obligation on loans and financing sold to Cagamas	8,038	-	2,341	1,500,011	-	-	-	1,510,390
Sukuk	222	-	-	-	266,000	-	-	266,222
Subordinated sukuk	-	8,179	77	-	1,109,999	-	-	1,118,255
<b>Total liabilities</b>	<b>51,762,068</b>	<b>20,362,337</b>	<b>16,691,076</b>	<b>9,413,779</b>	<b>1,800,623</b>	<b>202,507</b>	<b>-</b>	<b>100,232,390</b>
<b>Net liquidity gap</b>	<b>(38,706,141)</b>	<b>(16,452,371)</b>	<b>(11,110,627)</b>	<b>(7,022,709)</b>	<b>9,684,230</b>	<b>67,654,146</b>	<b>2,284,286</b>	



# CIMB Islamic Bank Berhad

(Incorporated in Malaysia)

## Notes to the Financial Statements for the financial year ended 31 December 2019 (Continued)

### 54 Financial Risk Management (Continued)

#### 54.3 Liquidity risk (Continued)

##### 54.3.1 Contractual maturity of assets and liabilities (Continued)

The table below analyses the assets and liabilities of the Group and the Bank based on the remaining period to the contractual maturity dates in accordance with the BNM Guidelines: (Continued)

	The Group 31 December 2018							
	Up to 1 month	> 1 – 3 months	> 3 – 6 months	> 6 – 12 months	> 1 – 5 years	Over 5 years	No-specific maturity	Total
	RM'000	RM'000	RM'000	RM'000	RM'000	RM'000	RM'000	RM'000
<b>Assets</b>								
Cash and short-term funds	10,441,142	-	-	-	-	-	-	10,441,142
Deposits and placements with banks and other financial institutions	-	483,685	-	-	-	-	-	483,685
Financial assets at fair value through profit or loss	399,537	1,598,591	807,111	20,668	75,950	23,487	-	2,925,344
Debt instruments at fair value through other comprehensive income	4,481	83,062	33,449	219,423	804,606	1,611,526	-	2,756,547
Equity instruments at fair value through other comprehensive income	-	-	-	-	-	-	575	575
Debt instruments at amortised cost	26,390	36,874	63,955	105,074	2,610,342	3,702,088	-	6,544,723
Islamic derivative financial instruments	32,272	42,911	65,200	30,714	290,242	103,045	-	564,384
Financing, advances and other financing/loans	2,995,225	677,831	521,385	5,637,796	9,507,045	51,279,445	-	70,618,727
Other assets	681,400	-	-	-	-	42,163	-	723,563
Deferred taxation	-	-	-	-	-	-	77,248	77,248
Statutory deposits with Bank Negara Malaysia	-	-	-	-	-	-	2,076,422	2,076,422
Amount due from holding company	90,731	-	-	-	-	-	-	90,731
Amount due from related companies	620	-	-	-	-	-	-	620
Goodwill	-	-	-	-	-	-	136,000	136,000
Intangible assets	-	-	-	-	-	-	71,536	71,536
Property, plant and equipment	-	-	-	-	-	-	2,756	2,756
<b>Total assets</b>	<b>14,671,798</b>	<b>2,922,954</b>	<b>1,491,100</b>	<b>6,013,675</b>	<b>13,288,185</b>	<b>56,761,754</b>	<b>2,364,537</b>	<b>97,514,003</b>

# CIMB Islamic Bank Berhad

(Incorporated in Malaysia)

## Notes to the Financial Statements for the financial year ended 31 December 2019 (Continued)

### 54 Financial Risk Management (Continued)

#### 54.3 Liquidity risk (Continued)

##### 54.3.1 Contractual maturity of assets and liabilities (Continued)

The table below analyses the assets and liabilities of the Group and the Bank based on the remaining period to the contractual maturity dates in accordance with the BNM Guidelines: (Continued)

	The Group 31 December 2018							
	Up to 1 month RM'000	> 1 – 3 months RM'000	> 3 – 6 months RM'000	> 6 – 12 months RM'000	> 1 – 5 years RM'000	Over 5 years RM'000	No-specific maturity RM'000	Total RM'000
<b>Liabilities</b>								
Deposits from customers	36,145,953	16,971,146	14,510,548	8,195,158	83,694	25,057	-	75,931,556
Investment accounts of customers	717,757	881,008	169,474	1,031	-	-	-	1,769,270
Deposits and placements of banks and other financial institutions	706,712	935,101	246,028	195,739	-	-	-	2,083,580
Investment accounts due to designated financial institutions	5,975,218	2,141,148	100,443	-	-	-	-	8,216,809
Financial liabilities designated at fair value through profit or loss	-	30	-	-	21,888	-	-	21,918
Islamic derivative financial instruments	40,430	42,358	64,064	50,480	311,326	90,317	-	598,975
Amount due to related companies	50	-	-	-	-	-	-	50
Other liabilities	308,741	58	-	-	33,390	50,936	-	393,125
Provision for taxation	95,443	-	-	-	-	-	-	95,443
Recourse obligation on loans and financing sold to Cagamas	8,674	404,446	2,376	-	1,500,007	-	-	1,915,503
Sukuk	265	-	-	-	358,000	-	-	358,265
Subordinated sukuk	-	4,878	155	300,000	310,000	-	-	615,033
<b>Total liabilities</b>	<b>43,999,243</b>	<b>21,380,173</b>	<b>15,093,088</b>	<b>8,742,408</b>	<b>2,618,305</b>	<b>166,310</b>	<b>-</b>	<b>91,999,527</b>
<b>Net liquidity gap</b>	<b>(29,327,445)</b>	<b>(18,457,219)</b>	<b>(13,601,988)</b>	<b>(2,728,733)</b>	<b>10,669,880</b>	<b>56,595,444</b>	<b>2,364,537</b>	

# CIMB Islamic Bank Berhad

(Incorporated in Malaysia)

## Notes to the Financial Statements for the financial year ended 31 December 2019 (Continued)

### 54 Financial Risk Management (Continued)

#### 54.3 Liquidity risk (Continued)

##### 54.3.1 Contractual maturity of assets and liabilities (Continued)

The table below analyses the assets and liabilities of the Group and the Bank based on the remaining period to the contractual maturity dates in accordance with the BNM Guidelines: (Continued)

	The Bank 31 December 2019							
	Up to 1 month	> 1 – 3 months	> 3 – 6 months	> 6 – 12 months	> 1 – 5 years	Over 5 years	No-specific maturity	Total
	RM'000	RM'000	RM'000	RM'000	RM'000	RM'000	RM'000	RM'000
<b>Assets</b>								
Cash and short-term funds	7,732,004	-	-	-	-	-	-	7,732,004
Financial assets at fair value through profit or loss	1,380,371	1,446,667	1,385,623	453,308	230,300	152,763	-	5,049,032
Debt instruments at fair value through other comprehensive income	17,782	135,860	114,263	116,072	1,989,568	1,242,801	-	3,616,346
Debt instruments at amortised cost	17,332	47,783	433,572	270,898	3,675,454	3,637,657	-	8,082,696
Islamic derivative financial instruments	68,119	37,793	45,067	20,405	189,673	112,429	-	473,486
Financing , advances and other financing/loans	3,591,992	2,241,733	3,596,912	1,530,387	5,365,826	62,687,404	-	79,014,254
Other assets	247,497	130	5,012	-	31,257	23,599	-	307,495
Deferred taxation	-	-	-	-	-	-	22,151	22,151
Statutory deposits with Bank Negara Malaysia	-	-	-	-	-	-	2,058,109	2,058,109
Investment in subsidiaries	-	-	-	-	-	-	11	11
Amount due from holding company and ultimate holding company	1	-	-	-	-	-	-	1
Amount due from related companies	783	-	-	-	-	-	-	783
Goodwill	-	-	-	-	-	-	136,000	136,000
Right-use-of assets	-	-	-	-	2,775	-	-	2,775
Intangible assets	-	-	-	-	-	-	64,507	64,507
Property, plant and equipment	-	-	-	-	-	-	3,519	3,519
<b>Total assets</b>	<b>13,055,881</b>	<b>3,909,966</b>	<b>5,580,449</b>	<b>2,391,070</b>	<b>11,484,853</b>	<b>67,856,653</b>	<b>2,284,297</b>	<b>106,563,169</b>

# CIMB Islamic Bank Berhad

(Incorporated in Malaysia)

## Notes to the Financial Statements for the financial year ended 31 December 2019 (Continued)

### 54 Financial Risk Management (Continued)

#### 54.3 Liquidity risk (Continued)

##### 54.3.1 Contractual maturity of assets and liabilities (Continued)

The table below analyses the assets and liabilities of the Group and the Bank based on the remaining period to the contractual maturity dates in accordance with the BNM Guidelines: (Continued)

	The Bank 31 December 2019							
	Up to 1 month RM'000	> 1 – 3 months RM'000	> 3 – 6 months RM'000	> 6 – 12 months RM'000	> 1 – 5 years RM'000	Over 5 years RM'000	No-specific maturity RM'000	Total RM'000
<b>Liabilities</b>								
Deposits from customers	44,574,912	18,781,234	14,607,982	7,509,714	83,496	25,085	-	85,582,423
Investment accounts of customers	730,759	520,265	1,947,696	250,244	-	-	-	3,448,964
Deposits and placements of banks and other financial institutions	2,076,301	-	70,393	134,176	-	-	-	2,280,870
Investment accounts due to designated financial institutions	4,017,481	1,004,493	-	-	-	-	-	5,021,974
Financial liabilities designated at fair value through profit or loss	-	172	-	-	95,327	-	-	95,499
Islamic derivative financial instruments	77,278	40,994	59,625	19,634	188,477	103,677	-	489,685
Amount due to holding company	38,859	-	-	-	-	-	-	38,859
Amount due to related companies	11,241	-	-	-	-	-	-	11,241
Other liabilities	443,603	7,000	2,962	-	54,470	73,745	-	581,780
Lease liabilities	-	-	-	-	2,854	-	-	2,854
Provision for taxation	48,508	-	-	-	-	-	-	48,508
Recourse obligation on loans and financing sold to Cagamas	8,038	-	2,341	1,500,011	-	-	-	1,510,390
Subordinated sukuk	-	8,179	77	-	1,109,999	-	-	1,118,255
<b>Total liabilities</b>	<b>52,026,980</b>	<b>20,362,337</b>	<b>16,691,076</b>	<b>9,413,779</b>	<b>1,534,623</b>	<b>202,507</b>	<b>-</b>	<b>100,231,302</b>
<b>Net liquidity gap</b>	<b>(38,971,099)</b>	<b>(16,452,371)</b>	<b>(11,110,627)</b>	<b>(7,022,709)</b>	<b>9,950,230</b>	<b>67,654,146</b>	<b>2,284,297</b>	

# CIMB Islamic Bank Berhad

(Incorporated in Malaysia)

## Notes to the Financial Statements for the financial year ended 31 December 2019 (Continued)

### 54 Financial Risk Management (Continued)

#### 54.3 Liquidity risk (Continued)

##### 54.3.1 Contractual maturity of assets and liabilities (Continued)

The table below analyses the assets and liabilities of the Group and the Bank based on the remaining period to the contractual maturity dates in accordance with the BNM Guidelines: (Continued)

	The Bank 31 December 2018							
	Up to 1 month	> 1 – 3 months	> 3 – 6 months	> 6 – 12 months	> 1 – 5 years	Over 5 years	No-specific maturity	Total
	RM'000	RM'000	RM'000	RM'000	RM'000	RM'000	RM'000	RM'000
<b>Assets</b>								
Cash and short-term funds	10,441,096	-	-	-	-	-	-	10,441,096
Deposits and placements with banks and other financial institutions	-	483,685	-	-	-	-	-	483,685
Financial assets at fair value through profit or loss	399,537	1,598,591	807,111	20,668	75,950	23,487	-	2,925,344
Debt instruments at fair value through other comprehensive income	4,481	83,062	33,449	219,423	804,606	1,611,526	-	2,756,547
Equity instruments at fair value through other comprehensive income	-	-	-	-	-	-	575	575
Debt instruments at amortised cost	26,390	36,874	63,955	105,074	2,610,342	3,702,088	-	6,544,723
Islamic derivative financial instruments	32,272	42,911	65,200	30,714	290,242	103,045	-	564,384
Financing , advances and other financing/loans	2,995,225	677,831	521,385	5,637,796	9,507,045	51,279,445	-	70,618,727
Other assets	681,400	-	-	-	-	42,163	-	723,563
Deferred taxation	-	-	-	-	-	-	77,248	77,248
Statutory deposits with Bank Negara Malaysia	-	-	-	-	-	-	2,076,422	2,076,422
Investment in subsidiaries	-	-	-	-	-	-	11	11
Amount due from holding company	90,731	-	-	-	-	-	-	90,731
Amount due from related companies	620	-	-	-	-	-	-	620
Goodwill	-	-	-	-	-	-	136,000	136,000
Intangible assets	-	-	-	-	-	-	71,536	71,536
Property, plant and equipment	-	-	-	-	-	-	2,756	2,756
<b>Total assets</b>	<b>14,671,752</b>	<b>2,922,954</b>	<b>1,491,100</b>	<b>6,013,675</b>	<b>13,288,185</b>	<b>56,761,754</b>	<b>2,364,548</b>	<b>97,513,968</b>

# CIMB Islamic Bank Berhad

(Incorporated in Malaysia)

## Notes to the Financial Statements for the financial year ended 31 December 2019 (Continued)

### 54 Financial Risk Management (Continued)

#### 54.3 Liquidity risk (Continued)

##### 54.3.1 Contractual maturity of assets and liabilities (Continued)

The table below analyses the assets and liabilities of the Group and the Bank based on the remaining period to the contractual maturity dates in accordance with the BNM Guidelines: (Continued)

	The Bank 31 December 2018							
	Up to 1 month RM'000	> 1 – 3 months RM'000	> 3 – 6 months RM'000	> 6 – 12 months RM'000	> 1 – 5 years RM'000	Over 5 years RM'000	No-specific maturity RM'000	Total RM'000
<b>Liabilities</b>								
Deposits from customers	36,431,141	16,971,146	14,510,548	8,195,158	83,694	25,057	-	76,216,744
Investment accounts of customers	717,757	881,008	169,474	1,031	-	-	-	1,769,270
Deposits and placements of banks and other financial institutions	706,712	935,101	246,028	195,739	-	-	-	2,083,580
Investment accounts due to designated financial institutions	5,975,218	2,141,148	100,443	-	-	-	-	8,216,809
Financial liabilities designated at fair value through profit or loss	-	30	-	-	21,888	-	-	21,918
Islamic derivative financial instruments	40,430	42,358	64,064	50,480	311,326	90,317	-	598,975
Amount due to related companies	50	-	-	-	-	-	-	50
Other liabilities	380,917	58	-	-	33,390	50,936	-	465,301
Provision for taxation	95,443	-	-	-	-	-	-	95,443
Recourse obligation on loans and financing sold to Cagamas	8,674	404,446	2,376	-	1,500,007	-	-	1,915,503
Subordinated sukuk	-	4,878	155	300,000	310,000	-	-	615,033
<b>Total liabilities</b>	<b>44,356,342</b>	<b>21,380,173</b>	<b>15,093,088</b>	<b>8,742,408</b>	<b>2,260,305</b>	<b>166,310</b>	<b>-</b>	<b>91,998,626</b>
<b>Net liquidity gap</b>	<b>(29,684,590)</b>	<b>(18,457,219)</b>	<b>(13,601,988)</b>	<b>(2,728,733)</b>	<b>11,027,880</b>	<b>56,595,444</b>	<b>2,364,548</b>	

# CIMB Islamic Bank Berhad

(Incorporated in Malaysia)

## Notes to the Financial Statements for the financial year ended 31 December 2019 (Continued)

### 54 Financial Risk Management (Continued)

#### 54.3 Liquidity risk (Continued)

##### 54.3.2 Contractual maturity of financial liabilities on an undiscounted basis

##### Non-derivative financial liabilities

The tables below present the cash flows payable by the Group and the Bank under non-derivative financial liabilities by remaining contractual maturities at the end of the reporting period. The amounts disclosed in the table are the contractual undiscounted cash flow.

	The Group 31 December 2019						No specific maturity	Total
	Up to 1 month RM'000	> 1 – 3 months RM'000	> 3 – 6 months RM'000	> 6 – 12 months RM'000	> 1 – 5 years RM'000	Over 5 years RM'000	RM'000	RM'000
<b>Non-derivative financial liabilities</b>								
Deposits from customers	44,151,087	18,946,864	14,848,779	7,730,209	92,871	34,513	-	85,804,323
Investment accounts of customers	730,776	524,737	1,976,976	255,585	-	-	-	3,488,074
Deposits and placements of banks and other financial institutions	2,077,911	-	70,702	135,943	-	-	-	2,284,556
Investment accounts due to designated financial institutions	4,024,474	1,013,036	-	-	-	-	-	5,037,510
Financial liabilities designated at fair value through profit or loss	-	914	999	1,758	111,500	-	-	115,171
Amount due to holding company	38,859	-	-	-	-	-	-	38,859
Amount due to related companies	11,241	-	-	-	-	-	-	11,241
Other liabilities	275,189	7,125	2,982	-	54,960	73,746	-	414,002
Lease liabilities	-	149	149	297	2,557	-	-	3,152
Recourse obligation on loans and financing sold to Cagamas	10,184	-	21,706	1,531,766	-	-	-	1,563,656
Sukuk	788	1,478	2,266	4,508	271,222	-	-	280,262
Subordinated sukuk	-	15,269	7,069	22,381	1,258,735	-	-	1,303,454
	<b>51,320,509</b>	<b>20,509,572</b>	<b>16,931,628</b>	<b>9,682,447</b>	<b>1,791,845</b>	<b>108,259</b>	<b>-</b>	<b>100,344,260</b>
Financial guarantees	234,245	-	-	-	-	-	-	234,245
Credit related commitments and contingencies	1,943,575	194,397	38,858	483,916	412,216	9,709,026	-	12,781,988
	<b>2,177,820</b>	<b>194,397</b>	<b>38,858</b>	<b>483,916</b>	<b>412,216</b>	<b>9,709,026</b>	<b>-</b>	<b>13,016,233</b>

# CIMB Islamic Bank Berhad

(Incorporated in Malaysia)

## Notes to the Financial Statements for the financial year ended 31 December 2019 (Continued)

### 54 Financial Risk Management (Continued)

#### 54.3 Liquidity risk (Continued)

##### 54.3.2 Contractual maturity of financial liabilities on an undiscounted basis (Continued)

##### Non-derivative financial liabilities (Continued)

The tables below present the cash flows payable by the Group and the Bank under non-derivative financial liabilities by remaining contractual maturities at the end of the reporting period. The amounts disclosed in the table are the contractual undiscounted cash flow. (Continued)

	The Group 31 December 2018							
	Up to 1 month RM'000	> 1 – 3 months RM'000	> 3 – 6 months RM'000	> 6 – 12 months RM'000	> 1 – 5 years RM'000	Over 5 years RM'000	No specific maturity RM'000	Total RM'000
<b>Non-derivative financial liabilities</b>								
Deposits from customers	36,367,523	17,043,787	14,631,134	8,394,698	95,337	35,188	-	76,567,667
Investment accounts of customers	718,201	887,976	171,549	1,049	-	-	-	1,778,775
Deposits and placements of banks and other financial institutions	707,094	940,812	248,671	198,480	-	-	-	2,095,057
Investment accounts due to designated financial institutions	5,986,085	2,155,423	101,854	-	-	-	-	8,243,362
Financial liabilities designated at fair value through profit or loss	-	217	193	331	26,092	-	-	26,833
Amount due to related companies	50	-	-	-	-	-	-	50
Other liabilities	51,930	58	-	-	34,444	50,937	-	137,369
Recourse obligation on loans and financing sold to Cagamas	10,987	408,567	22,441	33,479	1,566,824	-	-	2,042,298
Sukuk	1,028	1,956	3,050	6,067	377,162	-	-	389,263
Subordinated sukuk	-	9,017	7,069	316,146	353,250	-	-	685,482
	43,842,898	21,447,813	15,185,961	8,950,250	2,453,109	86,125	-	91,966,156
Financial guarantees	241,618	-	-	-	-	-	-	241,618
Credit related commitments and contingencies	1,235,627	18,840	86,502	958,961	142,469	8,803,185	-	11,245,584
	1,477,245	18,840	86,502	958,961	142,469	8,803,185	-	11,487,202



# CIMB Islamic Bank Berhad

(Incorporated in Malaysia)

## Notes to the Financial Statements for the financial year ended 31 December 2019 (Continued)

### 54 Financial Risk Management (Continued)

#### 54.3 Liquidity risk (Continued)

##### 54.3.2 Contractual maturity of financial liabilities on an undiscounted basis (Continued)

##### Non-derivative financial liabilities (Continued)

The tables below present the cash flows payable by the Group and the Bank under non-derivative financial liabilities by remaining contractual maturities at the end of the reporting period. The amounts disclosed in the table are the contractual undiscounted cash flow. (Continued)

	Up to 1 month RM'000	> 1 – 3 months RM'000	> 3 – 6 months RM'000	The Bank 31 December 2019 > 6 – 12 months RM'000	> 1 – 5 years RM'000	Over 5 years RM'000	No specific maturity RM'000	Total RM'000
<b>Non-derivative financial liabilities</b>								
Deposits from customers	44,501,632	18,946,864	14,848,779	7,730,209	92,871	34,513	-	86,154,868
Investment accounts of customers	730,776	524,737	1,976,976	255,585	-	-	-	3,488,074
Deposits and placements of banks and other financial institutions	2,077,911	-	70,702	135,943	-	-	-	2,284,556
Investment accounts due to designated financial institutions	4,024,474	1,013,036	-	-	-	-	-	5,037,510
Financial liabilities designated at fair value through profit or loss	-	914	999	1,758	111,500	-	-	115,171
Amount due to holding company	38,859	-	-	-	-	-	-	38,859
Amount due to related companies	11,241	-	-	-	-	-	-	11,241
Other liabilities	190,227	7,125	2,982	-	54,960	73,746	-	329,040
Lease liabilities	-	149	149	297	2,557	-	-	3,152
Recourse obligation on loans and financing sold to Cagamas	10,184	-	21,706	1,531,766	-	-	-	1,563,656
Subordinated sukuk	-	15,269	7,069	22,381	1,258,735	-	-	1,303,454
	<b>51,585,304</b>	<b>20,508,094</b>	<b>16,929,362</b>	<b>9,677,939</b>	<b>1,520,623</b>	<b>108,259</b>	<b>-</b>	<b>100,329,581</b>
Financial guarantees	234,245	-	-	-	-	-	-	234,245
Credit related commitments and contingencies	1,943,575	194,397	38,858	483,916	412,216	9,709,026	-	12,781,988
	<b>2,177,820</b>	<b>194,397</b>	<b>38,858</b>	<b>483,916</b>	<b>412,216</b>	<b>9,709,026</b>	<b>-</b>	<b>13,016,233</b>

# CIMB Islamic Bank Berhad

(Incorporated in Malaysia)

## Notes to the Financial Statements for the financial year ended 31 December 2019 (Continued)

### 54 Financial Risk Management (Continued)

#### 54.3 Liquidity risk (Continued)

##### 54.3.2 Contractual maturity of financial liabilities on an undiscounted basis (Continued)

##### Non-derivative financial liabilities (Continued)

The tables below present the cash flows payable by the Group and the Bank under non-derivative financial liabilities by remaining contractual maturities at the end of the reporting period. The amounts disclosed in the table are the contractual undiscounted cash flow. (Continued)

	The Bank 31 December 2018							
	Up to 1 month RM'000	> 1 – 3 months RM'000	> 3 – 6 months RM'000	> 6 – 12 months RM'000	> 1 – 5 years RM'000	Over 5 years RM'000	No specific maturity RM'000	Total RM'000
<b>Non-derivative financial liabilities</b>								
Deposits from customers	36,653,081	17,043,787	14,631,134	8,394,698	95,337	35,188	-	76,853,225
Investment accounts of customers	718,201	887,976	171,549	1,049	-	-	-	1,778,775
Deposits and placements of banks and other financial institutions	707,094	940,812	248,671	198,480	-	-	-	2,095,057
Investment accounts due to designated financial institutions	5,986,085	2,155,423	101,854	-	-	-	-	8,243,362
Financial liabilities designated at fair value through profit or loss	-	217	193	331	26,092	-	-	26,833
Amount due to related companies	50	-	-	-	-	-	-	50
Other liabilities	124,107	58	-	-	34,444	50,937	-	209,546
Recourse obligation on loans and financing sold to Cagamas	10,987	408,567	22,441	33,479	1,566,824	-	-	2,042,298
Subordinated sukuk	-	9,017	7,069	316,146	353,250	-	-	685,482
	<b>44,199,605</b>	<b>21,445,857</b>	<b>15,182,911</b>	<b>8,944,183</b>	<b>2,075,947</b>	<b>86,125</b>	<b>-</b>	<b>91,934,628</b>
Financial guarantees	241,618	-	-	-	-	-	-	241,618
Credit related commitments and contingencies	1,235,627	18,840	86,502	958,961	142,469	8,803,185	-	11,245,584
	<b>1,477,245</b>	<b>18,840</b>	<b>86,502</b>	<b>958,961</b>	<b>142,469</b>	<b>8,803,185</b>	<b>-</b>	<b>11,487,202</b>

## **CIMB Islamic Bank Berhad**

(Incorporated in Malaysia)

### **Notes to the Financial Statements for the financial year ended 31 December 2019 (Continued)**

#### **54 Financial Risk Management (Continued)**

##### **54.3 Liquidity risk (Continued)**

##### **54.3.2 Contractual maturity of financial liabilities on an undiscounted basis (Continued)**

###### **Derivative financial liabilities**

The table below analyses the Group's and the Bank's trading derivative financial liabilities and hedging derivative financial liabilities.

All trading derivatives, whether net or gross settled are analysed based on the expected maturity as the contractual maturity is not considered to be essential to the understanding of the timing of the cash flows. The amounts disclosed in respect of such contracts are the fair values.

Hedging derivatives are disclosed based on remaining contractual maturities as the contractual maturities of such contracts are essential for an understanding of the timing of the cash flows. The amounts disclosed in respect of such contracts are the contractual undiscounted cash flows.

## CIMB Islamic Bank Berhad

(Incorporated in Malaysia)

### Notes to the Financial Statements for the financial year ended 31 December 2019 (Continued)

#### 54 Financial Risk Management (Continued)

##### 54.3 Liquidity risk (Continued)

##### 54.3.2 Contractual maturity of financial liabilities on an undiscounted basis (Continued)

##### Derivative financial liabilities (Continued)

The table below analyses the Group's and the Bank's trading derivative financial liabilities and hedging derivative financial liabilities that will be settled on a net basis:

The Group and the Bank 31 December 2019								
	Up to 1 month RM'000	> 1 – 3 months RM'000	> 3 – 6 months RM'000	> 6 – 12 months RM'000	> 1 – 5 years RM'000	Over 5 years RM'000	No specific maturity RM'000	Total RM'000
<b>Derivative financial liabilities</b>								
<b>Trading derivatives</b>								
- Profit rate derivatives	(77,168)	-	-	-	-	-	-	(77,168)
- Equity related derivatives	(1,513)	-	-	-	-	-	-	(1,513)
- Commodity related derivatives	(187)	-	-	-	-	-	-	(187)
- Credit related contracts	(1,485)	-	-	-	-	-	-	(1,485)
<b>Hedging derivatives:</b>								
- Profit rate derivatives	5,115	9,799	(32,528)	(226)	(1,100)	(29)	-	(18,969)
	(75,238)	9,799	(32,528)	(226)	(1,100)	(29)	-	(99,322)

## CIMB Islamic Bank Berhad

(Incorporated in Malaysia)

### Notes to the Financial Statements for the financial year ended 31 December 2019 (Continued)

#### 54 Financial Risk Management (Continued)

##### 54.3 Liquidity risk (Continued)

##### 54.3.2 Contractual maturity of financial liabilities on an undiscounted basis (Continued)

##### Derivative financial liabilities (Continued)

The table below analyses the Group's and the Bank's trading derivative financial liabilities and hedging derivative financial liabilities that will be settled on a net basis: (Continued)

The Group and the Bank								
31 December 2018								
	Up to 1 month RM'000	> 1 – 3 months RM'000	> 3 – 6 months RM'000	> 6 – 12 months RM'000	> 1 – 5 years RM'000	Over 5 years RM'000	No specific maturity RM'000	Total RM'000
<b>Derivative financial liabilities</b>								
<b>Trading derivatives</b>								
- Profit rate derivatives	(140,328)	-	-	-	-	-	-	(140,328)
- Equity related derivatives	(2,109)	-	-	-	-	-	-	(2,109)
- Credit related contracts	(527)	-	-	-	-	-	-	(527)
<b>Hedging derivatives:</b>								
- Profit rate derivatives	(6,991)	18,664	(30,117)	(22,634)	(14,331)	-	-	(55,409)
	(149,955)	18,664	(30,117)	(22,634)	(14,331)	-	-	(198,373)

## CIMB Islamic Bank Berhad

(Incorporated in Malaysia)

### Notes to the Financial Statements for the financial year ended 31 December 2019 (Continued)

#### 54 Financial Risk Management (Continued)

##### 54.3 Liquidity risk (Continued)

##### 54.3.2 Contractual maturity of financial liabilities on an undiscounted basis (Continued)

###### Derivative financial liabilities (Continued)

The Group's and the Bank's derivatives that will be settled on a gross basis include foreign exchange derivatives, such as currency forward, currency swap, currency options, cross currency profit rate swaps.

The table below analyses the Group's and the Bank's derivative financial liabilities that will be settled on a gross basis into relevant maturity groupings by expected maturity at the end of the reporting period. The amounts disclosed in the table are the contractual undiscounted cash flow:

	The Group and the Bank 31 December 2019							Total RM'000
	Up to 1 month RM'000	> 1 – 3 months RM'000	> 3 – 6 months RM'000	> 6 – 12 months RM'000	> 1 – 5 years RM'000	Over 5 years RM'000	No specific maturity RM'000	
Derivative financial liabilities								
Trading derivatives								
Foreign exchange derivatives	(390,750)	-	-	-	-	-	-	(390,750)
	<u>(390,750)</u>	<u>-</u>	<u>-</u>	<u>-</u>	<u>-</u>	<u>-</u>	<u>-</u>	<u>(390,750)</u>

## CIMB Islamic Bank Berhad

(Incorporated in Malaysia)

### Notes to the Financial Statements for the financial year ended 31 December 2019 (Continued)

#### 54 Financial Risk Management (Continued)

##### 54.3 Liquidity risk (Continued)

##### 54.3.2 Contractual maturity of financial liabilities on an undiscounted basis (Continued)

##### Derivative financial liabilities (Continued)

The table below analyses the Group's and the Bank's derivative financial liabilities that will be settled on a gross basis into relevant maturity groupings by expected maturity at the end of the reporting period. The amounts disclosed in the table are the contractual undiscounted cash flow: (Continued)

	The Group and the Bank 31 December 2018							Total RM'000
	Up to 1 month RM'000	> 1 – 3 months RM'000	> 3 – 6 months RM'000	> 6 – 12 months RM'000	> 1 – 5 years RM'000	Over 5 years RM'000	No specific maturity RM'000	
<b>Derivative financial liabilities</b>								
<b>Trading derivatives</b>								
Foreign exchange derivatives	(402,393)	-	-	-	-	-	-	(402,393)
	(402,393)	-	-	-	-	-	-	(402,393)

## **CIMB Islamic Bank Berhad**

(Incorporated in Malaysia)

### **Notes to the Financial Statements for the financial year ended 31 December 2019 (Continued)**

#### **54 Financial Risk Management (Continued)**

##### **54.4 Fair value estimation**

Fair value is the price that would be received to sell an asset or paid to transfer a liability in an orderly transaction between market participants at the measurement date.

##### **54.4.1 Determination of fair value and fair value hierarchy**

The fair value hierarchy has the following levels:

- |         |  |
|---------|--|
| Level 1 | Inputs to the valuation methodology are quoted prices (unadjusted) for identical assets or liabilities in active markets.  |
| Level 2 | Inputs to the valuation methodology include: <ul style="list-style-type: none"><li>• Quoted prices for similar assets and liabilities in active markets; or</li><li>• Quoted prices for identical or similar assets and liabilities in non-active markets; or</li><li>• Inputs that are observable for the asset or liability, either directly or indirectly, for substantially the full term of the financial instrument.</li></ul> |
| Level 3 | One or more inputs to the valuation methodology are unobservable and significant to the fair value measurement.  |

Assets/Liabilities are classified as Level 1 when the valuation is based on quoted prices for identical assets or liabilities in active markets.

Assets/Liabilities are regarded as being quoted in an active market if the prices are readily available from a published and reliable source and those prices represent actual and regularly occurring market transactions on an arm's length basis.

When fair value is determined using quoted prices of similar assets/liabilities in active markets or quoted prices of identical or similar assets and liabilities in non-active markets, such assets/liabilities are classified as Level 2. In cases where quoted prices are generally not available, the Group determines fair value based upon valuation techniques that use market parameters as inputs. Most valuation techniques employ observable market data, including but not limited to yield curves, equity prices, volatilities and foreign exchange rates.



## **CIMB Islamic Bank Berhad**

(Incorporated in Malaysia)

### **Notes to the Financial Statements for the financial year ended 31 December 2019 (Continued)**

#### **54 Financial Risk Management (Continued)**

##### **54.4 Fair value estimation (Continued)**

###### **54.4.1 Determination of fair value and fair value hierarchy (Continued)**

Assets/Liabilities are classified as Level 3 if their valuation incorporates significant inputs that are not based on observable market data. Such inputs are determined based on observable inputs of a similar nature, historical observations or other analytical techniques.

If prices or quotes are not available for an instrument or a similar instrument, fair value will be established by using valuation techniques or Mark-to-Model. Judgment may be required to assess the need for valuation adjustments to appropriately reflect unobservable parameters. The valuation models shall also consider relevant transaction data such as maturity. The inputs are then benchmarked and extrapolated to derive the fair value.

#### **Valuation Model Review and Approval**

- Fair valuation of financial instruments is determined either through Mark-to-Market or Mark-to-Model methodology, as appropriate;
- Market Risk Management is mandated to perform mark-to-market, mark-to-model and rate reasonableness verification. Market price and/or rate sources for Mark-to-Market are validated by Market Risk Management as part and parcel of market data reasonableness verification;
- Valuation methodologies for the purpose of determining Mark-to-Model prices will be verified by Group Risk Management Quantitative analysts before submitting to the Group Market Risk Committee (GMRC) for approval;
- Mark-to-Model process shall be carried out by Market Risk Management in accordance with the approved valuation methodologies. Group Risk Management Quantitative analysts are responsible for independent evaluation and validation of the Group's financial models used for valuation;
- Group Risk Management Quantitative analysts are the guardian of the financial models and valuation methodologies. Market rate sources and model inputs for the purpose of Mark-to-Model must be verified by Group Risk Management Quantitative analysts and approved by Regional Head, Market Risk Management and/or the GMRC;

# CIMB Islamic Bank Berhad

(Incorporated in Malaysia)

## Notes to the Financial Statements for the financial year ended 31 December 2019 (Continued)

### 54 Financial Risk Management (Continued)

#### 54.4 Fair value estimation (Continued)

##### 54.4.1 Determination of fair value and fair value hierarchy (Continued)

- Model risk and unobservable parameter reserve must be considered to provide for the uncertainty of the model assumptions;
- The Group's policy is to recognise transfers into and transfers out of fair value hierarchy levels as of the date of the event or change in circumstances that caused the transfer; and
- Independent price verification process shall be carried out by Market Risk Management to ensure that financial assets and liabilities are recorded at fair value.

The following table represents assets and liabilities measured at fair value and classified by level with the following fair value hierarchy:

	The Group and the Bank			
	Fair Value			
	Carrying amount RM'000	Level 2 RM'000	Level 3 RM'000	Total RM'000
<b>31 December 2019</b>				
<b><i>Recurring fair value measurements</i></b>				
<b><u>Financial assets</u></b>				
Financial assets at fair value through profit or loss				
-Money market instruments	4,981,268	4,981,268	-	4,981,268
-Unquoted securities	67,764	67,764	-	67,764
Debt instruments at fair value through other comprehensive income				
-Money market instruments	878,794	878,794	-	878,794
-Unquoted securities	2,737,552	2,737,552	-	2,737,552
Derivative financial instruments:				
-Trading derivatives	473,486	473,486	-	473,486
Financing, advances and other financing/loans at fair value through profit or loss	200,181	200,181	-	200,181
<b>Total</b>	<b>9,339,045</b>	<b>9,339,045</b>	<b>-</b>	<b>9,339,045</b>
<b><i>Recurring fair value measurements</i></b>				
<b><u>Financial liabilities</u></b>				
Derivative financial instruments:				
-Trading derivatives	471,103	471,103	-	471,103
-Hedging derivatives	18,582	18,582	-	18,582
Financial liabilities designated at fair value through profit or loss	95,499	95,499	-	95,499
<b>Total</b>	<b>585,184</b>	<b>585,184</b>	<b>-</b>	<b>585,184</b>

**CIMB Islamic Bank Berhad**

(Incorporated in Malaysia)

**Notes to the Financial Statements  
for the financial year ended 31 December 2019 (Continued)****54 Financial Risk Management (Continued)****54.4 Fair value estimation (Continued)****54.4.1 Determination of fair value and fair value hierarchy (Continued)**

The following table represents assets and liabilities measured at fair value and classified by level with the following fair value hierarchy: (Continued)

	The Group and the Bank			
	Fair Value			
	Carrying amount RM'000	Level 2 RM'000	Level 3 RM'000	Total RM'000
<b>31 December 2018</b>				
<i>Recurring fair value measurements</i>				
<b><u>Financial assets</u></b>				
Financial assets at fair value through profit or loss				
-Money market instruments	2,881,964	2,881,964	-	2,881,964
-Unquoted securities	43,380	43,380	-	43,380
Debt instruments at fair value through other comprehensive income				
-Money market instruments	858,259	858,259	-	858,259
-Unquoted securities	1,898,288	1,898,288	-	1,898,288
Equity instruments at fair value through other comprehensive income				
-Unquoted securities	575	-	575	575
Derivative financial instruments:				
-Trading derivatives	562,794	562,794	-	562,794
-Hedging derivatives	1,590	1,590	-	1,590
Financing, advances and other financing/loans at fair value through profit or loss	491,566	491,566	-	491,566
<b>Total</b>	<b>6,738,416</b>	<b>6,737,841</b>	<b>575</b>	<b>6,738,416</b>
<i>Recurring fair value measurements</i>				
<b><u>Financial liabilities</u></b>				
Derivative financial instruments:				
-Trading derivatives	545,357	545,357	-	545,357
-Hedging derivatives	53,618	53,618	-	53,618
Financial liabilities designated at fair value through profit or loss	21,918	21,918	-	21,918
<b>Total</b>	<b>620,893</b>	<b>620,893</b>	<b>-</b>	<b>620,893</b>

# CIMB Islamic Bank Berhad

(Incorporated in Malaysia)

## Notes to the Financial Statements for the financial year ended 31 December 2019 (Continued)

### 54 Financial Risk Management (Continued)

#### 54.4 Fair value estimation (Continued)

##### 54.4.1 Determination of fair value and fair value hierarchy (Continued)

The following represents the changes in Level 3 instruments for the financial year ended 31 December 2019 and 31 December 2018 for the Group and the Bank:

	Financial Assets
	Equity instruments at fair value through other comprehensive income Unquoted securities
	RM'000
<b>The Group and the Bank</b>	
<b>At 1 January 2019</b>	575
Total loss recognised in other comprehensive income	(549)
Sales and redemptions	(26)
<b>At 31 December 2019</b>	-
Total loss recognised in other comprehensive income for financial year ended 31 December 2019 under "revaluation reserves"	(549)

There's no movements in Level 3 instruments for the financial year ended 31 December 2018 for the Group and the Bank

**CIMB Islamic Bank Berhad**

(Incorporated in Malaysia)

**Notes to the Financial Statements  
for the financial year ended 31 December 2019 (Continued)****54 Financial Risk Management (Continued)****54.4 Fair value estimation (Continued)****54.4.2 Assets and liabilities not measured at fair value but for which fair value is disclosed**

The following table analyses within the fair value hierarchy the Group's assets and liabilities not measured at fair value at 31 December 2019 and 31 December 2018 but for which fair value is disclosed:

	Carrying value RM'000	The Group Fair Value		
		Level 1 RM'000	Level 2 RM'000	Total RM'000
<b>31 December 2019</b>				
<b>Assets</b>				
Cash and short-term funds	7,732,050	7,732,050	-	7,732,050
Debt instruments at amortised cost	8,082,696	-	8,367,923	8,367,923
Financing, advances and other financing/loans	78,814,073	-	77,039,234	77,039,234
Other assets	151,812	-	151,812	151,812
Amounts due from holding company and ultimate holding company	1	-	1	1
Amount due from related companies	783	-	783	783
Statutory deposits with Bank Negara Malaysia	2,058,109	2,058,109	-	2,058,109
<b>Total</b>	<b>96,839,524</b>	<b>9,790,159</b>	<b>85,559,753</b>	<b>95,349,912</b>
<b>Liabilities</b>				
Deposits from customers	85,232,327	-	85,302,498	85,302,498
Investment accounts of customers	3,448,964	-	3,423,018	3,423,018
Deposits and placements of banks and other financial institutions	2,280,870	-	2,278,266	2,278,266
Investment accounts due to designated financial institutions	5,021,974	-	5,021,974	5,021,974
Amount due to holding company	38,859	-	38,859	38,859
Amount due to related companies	11,241	-	11,241	11,241
Other liabilities	413,417	-	413,417	413,417
Recourse obligation on loans and financing sold to Cagamas	1,510,390	-	1,516,268	1,516,268
Sukuk	266,222	-	264,247	264,247
Subordinated Sukuk	1,118,255	-	1,130,480	1,130,480
<b>Total</b>	<b>99,342,519</b>	<b>-</b>	<b>99,400,268</b>	<b>99,400,268</b>

# CIMB Islamic Bank Berhad

(Incorporated in Malaysia)

## Notes to the Financial Statements for the financial year ended 31 December 2019 (Continued)

### 54 Financial Risk Management (Continued)

#### 54.4 Fair value estimation (Continued)

##### 54.4.2 Assets and liabilities not measured at fair value but for which fair value is disclosed (Continued)

The following table analyses within the fair value hierarchy the Group's assets and liabilities not measured at fair value at 31 December 2019 and 31 December 2018 but for which fair value is disclosed: (Continued)

	The Group			
	Fair Value			
	Carrying value RM'000	Level 1 RM'000	Level 2 RM'000	Total RM'000
<b>31 December 2018</b>				
<b>Assets</b>				
Cash and short-term funds	10,441,142	10,441,142	-	10,441,142
Deposits and placements with banks and other financial institutions	483,685	-	483,685	483,685
Debt instruments at amortised cost	6,544,723	-	6,565,221	6,565,221
Financing, advances and other financing/loans	70,127,161	-	67,610,078	67,610,078
Other assets	349,348	-	349,348	349,348
Amount due from holding company	90,731	-	90,731	90,731
Amount due from related companies	620	-	620	620
Statutory deposits with Bank Negara Malaysia	2,076,422	2,076,422	-	2,076,422
<b>Total</b>	<b>90,113,832</b>	<b>12,517,564</b>	<b>75,099,683</b>	<b>87,617,247</b>
<b>Liabilities</b>				
Deposits from customers	75,931,556	-	75,935,048	75,935,048
Investment accounts of customers	1,769,270	-	1,752,732	1,752,732
Deposits and placements of banks and other financial institutions	2,083,580	-	2,081,538	2,081,538
Investment accounts due to designated financial institutions	8,216,809	-	8,216,809	8,216,809
Amount due to related companies	50	-	50	50
Other liabilities	136,315	-	136,315	136,315
Recourse obligation on loans and financing sold to Cagamas	1,915,503	-	1,908,475	1,908,475
Sukuk	358,265	-	356,307	356,307
Subordinated Sukuk	615,033	-	621,034	621,034
<b>Total</b>	<b>91,026,381</b>	<b>-</b>	<b>91,008,308</b>	<b>91,008,308</b>

**CIMB Islamic Bank Berhad**

(Incorporated in Malaysia)

**Notes to the Financial Statements  
for the financial year ended 31 December 2019 (Continued)****54 Financial Risk Management (Continued)****54.4 Fair value estimation (Continued)****54.4.2 Assets and liabilities not measured at fair value but for which fair value is disclosed (Continued)**

The following table analyses within the fair value hierarchy the Bank's assets and liabilities not measured at fair value at 31 December 2019 and 31 December 2018 but for which fair value is disclosed: (Continued)

	The Bank			
	Fair Value			
	Carrying value RM'000	Level 1 RM'000	Level 2 RM'000	Total RM'000
<b>31 December 2019</b>				
<b>Assets</b>				
Cash and short-term funds	7,732,004	7,732,004	-	7,732,004
Debt instruments at amortised cost	8,082,696	-	8,367,923	8,367,923
Financing, advances and other financing/loans	78,814,073	-	77,039,234	77,039,234
Other assets	151,812	-	151,812	151,812
Amounts due from holding company and ultimate holding company	1		1	1
Amount due from related companies	783	-	783	783
Statutory deposits with Bank Negara Malaysia	2,058,109	2,058,109	-	2,058,109
<b>Total</b>	<b>96,839,478</b>	<b>9,790,113</b>	<b>85,559,753</b>	<b>95,349,866</b>
<b>Liabilities</b>				
Deposits from customers	85,582,423	-	85,587,686	85,587,686
Investment accounts of customers	3,448,964	-	3,423,018	3,423,018
Deposits and placements of banks and other financial institutions	2,280,870	-	2,278,266	2,278,266
Investment accounts due to designated financial institutions	5,021,974	-	5,021,974	5,021,974
Amount due to holding company	38,859	-	38,859	38,859
Amount due to related companies	11,241	-	11,241	11,241
Other liabilities	328,455	-	328,455	328,455
Recourse obligation on loans and financing sold to Cagamas	1,510,390	-	1,516,268	1,516,268
Subordinated Sukuk	1,118,255	-	1,130,480	1,130,480
<b>Total</b>	<b>99,341,431</b>	<b>-</b>	<b>99,336,247</b>	<b>99,336,247</b>

# CIMB Islamic Bank Berhad

(Incorporated in Malaysia)

## Notes to the Financial Statements for the financial year ended 31 December 2019 (Continued)

### 54 Financial Risk Management (Continued)

#### 54.4 Fair value estimation (Continued)

##### 54.4.2 Assets and liabilities not measured at fair value but for which fair value is disclosed (Continued)

The following table analyses within the fair value hierarchy the Bank's assets and liabilities not measured at fair value at 31 December 2019 and 31 December 2018 but for which fair value is disclosed: (Continued)

	The Bank			
	Fair Value			
	Carrying value RM'000	Level 1 RM'000	Level 2 RM'000	Total RM'000
<b>31 December 2018</b>				
<b>Assets</b>				
Cash and short-term funds	10,441,096	10,441,096	-	10,441,096
Deposits and placements with banks and other financial institutions	483,685	-	483,685	483,685
Debt instruments at amortised cost	6,544,723	-	6,565,221	6,565,221
Financing, advances and other financing/loans	70,127,161	-	67,610,078	67,610,078
Other assets	349,348	-	349,348	349,348
Amount due from holding company	90,731	-	90,731	90,731
Amount due from related companies	620	-	620	620
Statutory deposits with Bank Negara Malaysia	2,076,422	2,076,422	-	2,076,422
<b>Total</b>	<b>90,113,786</b>	<b>12,517,518</b>	<b>75,099,683</b>	<b>87,617,201</b>
<b>Liabilities</b>				
Deposits from customers	76,216,744	-	76,220,236	76,220,236
Investment accounts of customers	1,769,270	-	1,752,732	1,752,732
Deposits and placements of banks and other financial institutions	2,083,580	-	2,081,538	2,081,538
Investment accounts due to designated financial institutions	8,216,809	-	8,216,809	8,216,809
Amount due to related companies	50	-	50	50
Other liabilities	208,491	-	208,491	208,491
Recourse obligation on loans and financing sold to Cagamas	1,915,503	-	1,908,475	1,908,475
Subordinated Sukuk	615,033	-	621,034	621,034
<b>Total</b>	<b>91,025,480</b>	<b>-</b>	<b>91,009,365</b>	<b>91,009,365</b>



# **CIMB Islamic Bank Berhad**

(Incorporated in Malaysia)

## **Notes to the Financial Statements for the financial year ended 31 December 2019 (Continued)**

### **54 Financial Risk Management (Continued)**

#### **54.4 Fair value estimation (Continued)**

##### **54.4.2 Assets and liabilities not measured at fair value but for which fair value is disclosed (Continued)**

The fair values are based on the following methodologies and assumptions:

##### **Short-term funds and placements with financial institutions**

For short-term funds and placements with financial institutions with maturities of less than six months, the carrying value is a reasonable estimate of fair value. For deposits and placements with maturities of six months and above, the estimated fair value is based on discounted cash flows using prevailing Islamic money market profit rates at which similar deposits and placements would be made with financial institutions of similar credit risk and remaining period to maturity.

##### **Debt instruments at amortised cost**

The estimated fair value is generally based on quoted and observable market prices. Where there is no ready market in certain securities, the Group and the Bank establishes fair value by using valuation techniques. These include the use of recent arm's length transactions, discounted cash flow analysis and other valuation techniques commonly used by market participants.

##### **Other assets**

The fair value of other assets approximates the carrying value less impairment allowance at the statement of financial position date.

##### **Financing, advances and other financing/loans**

For variable rate financing, the carrying value is generally a reasonable estimate of fair value.

For fixed rate financing with maturities of six months or more, the fair value is estimated by discounting the estimated future cash flows using the prevailing market rates of financing with similar credit risks and maturities.

The fair values of impaired variable and fixed rate financing are represented by their carrying value, net of individual impairment allowance being the expected recoverable amount.

## **CIMB Islamic Bank Berhad**

(Incorporated in Malaysia)

### **Notes to the Financial Statements for the financial year ended 31 December 2019 (Continued)**

#### **54 Financial Risk Management (Continued)**

##### **54.4 Fair value estimation (Continued)**

##### **54.4.2 Assets and liabilities not measured at fair value but for which fair value is disclosed (Continued)**

###### **Amount due (to)/from subsidiaries and related companies and amount due (to)/from holding company and ultimate holding company**

The estimated fair values of the amount due (to)/from subsidiaries and related companies and amount due (to)/from ultimate holding company approximate the carrying values as the balances are either recallable on demand or are based on the current rates for such similar financing.

###### **Deposits from customers**

For deposits from customers with maturities of less than six months, the carrying amounts are a reasonable estimate of their fair value. For deposit with maturities of six months or more, fair values are estimated using discounted cash flows based on prevailing market rates for similar deposits from customers.

###### **Investment accounts of customers and investment accounts due to designated financial institutions**

The estimated fair values of investment accounts of customers and investment accounts due to designated financial institutions with maturities of less than six months approximate the carrying values. For placements with maturities of six months or more, the fair values are estimated based on discounted cash flows using prevailing money market profit rates for placements with similar remaining period to maturities.

###### **Deposits and placements of banks and other financial institutions**

The estimated fair values of deposits and placements of banks and other financial institutions with maturities of less than six months approximate the carrying values. For deposits and placements with maturities of six months or more, the fair values are estimated based on discounted cash flows using prevailing money market profit rates for deposits and placements with similar remaining period to maturities.

## **CIMB Islamic Bank Berhad**

(Incorporated in Malaysia)

### **Notes to the Financial Statements for the financial year ended 31 December 2019 (Continued)**

#### **54 Financial Risk Management (Continued)**

##### **54.4 Fair value estimation (Continued)**

##### **54.4.2 Assets and liabilities not measured at fair value but for which fair value is disclosed (Continued)**

###### **Other liabilities**

The fair value of other liabilities approximates the carrying value at the statement of financial position date.

###### **Lease liabilities**

The estimated fair value of other liabilities approximates the carrying value at the statement of financial position date.

###### **Recourse obligation on loans and financing sold to Cagamas**

The estimated fair values of loans and financing sold to Cagamas with maturities of less than six months approximate the carrying values. For loans and financing sold to Cagamas with maturities six months or more, the fair values are estimated based on discounted cash flows using prevailing market rates for loans and financing sold to Cagamas with similar risk profile.

###### **Sukuk**

The estimated fair values of Sukuk with maturities of less than six months approximate the carrying values. For Sukuk with maturities six months or more, the fair values are estimated based on discounted cash flows using prevailing market rates for Sukuk with similar risk profile.

###### **Subordinated Sukuk**

The fair values for the quoted subordinated Sukuk are obtained from quoted market prices while the fair values for unquoted subordinated Sukuk are estimated based on discounted cash flow models.

# CIMB Islamic Bank Berhad

(Incorporated in Malaysia)

## Notes to the Financial Statements for the financial year ended 31 December 2019 (Continued)

### 54 Financial Risk Management (Continued)

#### 54.4 Fair value estimation (Continued)

##### 54.4.2 Assets and liabilities not measured at fair value but for which fair value is disclosed (Continued)

##### Credit related commitment and contingencies

The net fair value of these items was not calculated as estimated fair values are not readily ascertainable. These financial instruments generally relate to credit risks and attract fees in line with market prices for similar arrangements. They are not presently sold nor traded. The fair value may be represented by the present value of fees expected to be received, less associated costs.

##### 54.4.3 Quantitative information about fair value measurements using significant unobservable inputs (Level 3)

##### (a) Financial instruments carried at fair value

The Group and the Bank Description	Fair value assets RM'000	Fair value liabilities RM'000	Valuation technique(s)	Unobservable inputs	Range of unobservable input	Inter-relationship between significant unobservable inputs and fair value measurement
Equity instruments at fair value through other comprehensive income						
- Unquoted securities						
2019	-	-	-	-	-	-
2018	575	Not applicable	Net tangible assets	Net tangible assets	Not applicable	Higher net tangible assets results in higher fair value.

## **CIMB Islamic Bank Berhad**

(Incorporated in Malaysia)

### **Notes to the Financial Statements for the financial year ended 31 December 2019 (Continued)**

#### **55 Authorisation for issue of Financial Statements**

The Financial Statements have been authorised for issue by the Board of Directors in accordance with a resolution of the Directors on 9 March 2020.